



**TOWN OF EAGAR**  
**REGULAR TOWN COUNCIL MEETING**  
**Tuesday, June 2, 2026 at 6:00 pm MST**  
**COUNCIL CHAMBER, 22 WEST 2ND STREET**

---

## **AGENDA**

---

PURSUANT TO A.R.S. 38-431.02, NOTICE IS HEREBY GIVEN TO THE MEMBERS OF THE TOWN COUNCIL OF THE TOWN OF EAGAR AND THE GENERAL PUBLIC THAT THE TOWN COUNCIL WILL HOLD A **REGULAR MEETING OPEN TO THE PUBLIC ON Tuesday, June 2, 2026, BEGINNING AT 6:00 pm MST, IN THE COUNCIL CHAMBERS LOCATED AT 22 W, 2ND STREET, EAGAR, ARIZONA.**

**1. WELCOME AND CALL MEETING TO ORDER**

**2. ROLL CALL**

**3. PLEDGE OF ALLEGIANCE**

**4. INVOCATION**

**5. SUMMARY OF CURRENT EVENTS**

**A. MAYOR**

**B. COUNCIL**

**C. STAFF**

**6. OPEN CALL TO THE PUBLIC**

ANY CITIZEN DESIRING TO SPEAK ON A MATTER THAT IS NOT SCHEDULED ON THE AGENDA MAY DO SO AT THIS TIME. COMMENTS SHALL BE LIMITED TO 3 MINUTES PER PERSON AND SHALL BE ADDRESSED TO THE TOWN COUNCIL AS A WHOLE, AND NOT TO ANY INDIVIDUAL MEMBER. ISSUES RAISED SHALL BE LIMITED TO THOSE WITHIN THE JURISDICTION OF THE TOWN COUNCIL. PURSUANT TO THE ARIZONA OPEN MEETING LAW, THE TOWN COUNCIL CANNOT DISCUSS OR ACT ON ITEMS PRESENTED AT THIS TIME. AT THE CONCLUSION OF THE CALL TO THE PUBLIC, INDIVIDUAL TOWN COUNCIL MEMBERS MAY (1) RESPOND TO CRITICISM MADE BY THOSE WHO HAVE ADDRESSED THE PUBLIC BODY; (2) ASK STAFF TO REVIEW A MATTER AND (3) ASK THAT A MATTER BE PLACED ON A FUTURE AGENDA.

**7. CONSENT AGENDA**

**A. TOWN COUNCIL MINUTES**

DISCUSSION AND POSSIBLE ACTION TO APPROVE THE MEETING MINUTES FROM APRIL 2026 (JESSICA VAUGHAN)

**B. APRIL 2026 FINANCIALS**

DISCUSSION AND POSSIBLE ACTION TO APPROVE THE APRIL 2026 TRANSMITTALS, CHECKS WRITTEN, PAYROLL DIRECT DEPOSIT VOUCHERS, AND CREDIT CARD PURCHASES (DAVID LAMM)

**C. APRIL 2026 FINANCIAL REPORT AND SALES TAX REPORT**

DISCUSSION AND POSSIBLE ACTION TO ACCEPT THE APRIL 2026 FINANCIAL REPORT AND SALES TAX REPORT (DAVID LAMM)

**D. PUBLIC SAFETY PERSONNEL RETIREMENT SYSTEM POLICY**

DISCUSSION AND POSSIBLE ACTION TO APPROVE THE UPDATED PUBLIC SAFETY PERSONNEL RETIREMENT SYSTEM FUNDING POLICY (DAVID LAMM)

**8. NEW BUSINESS**

**\*\*\*\*A. TENTATIVE 2026-2027 BUDGET**

DISCUSSION AND POSSIBLE ACTION TO APPROVE THE 2026-2027 TENTATIVE BUDGET (DAVID LAMM)

**\*\*\*\*B. PROCLAMATION FOR STAGE 1 FIRE RESTRICTIONS**

DISCUSSION AND POSSIBLE ACTION TO RATIFY THE PROCLAMATION FOR STAGE 1 FIRE RESTRICTIONS AND TO APPROVE STAGE 2 FIRE RESTRICTIONS IF NEEDED (BRANNON EAGAR)

**\*\*\*\*C. OPIOID FUNDING QUOTES**

DISCUSSION AND POSSIBLE ACTION TO APPROVE A QUOTE TO UTILIZE OPIOID FUNDING (LEVI PENROD)

**\*\*\*\*D. ORDINANCE 2026-01 WIRELESS COMMUNICATION TOWERS**

DISCUSSION AND FIRST READING OF ORDINANCE 2026-01 WIRELESS COMMUNICATION TOWERS (BRITNEY REYNOLDS)

**\*\*\*\*E. WATER SYSTEM EASEMENT AGREEMENT**

DISCUSSION AND POSSIBLE ACTION TO APPROVE A WATER LINE EASEMENT AGREEMENT BETWEEN THE TOWN OF EAGAR AND THE HOPI TRIBE (BRANNON EAGAR)

**\*\*\*\*F. REVIEW OF DRAINAGE PLAN (BRITNEY REYNOLDS)**

DISCUSSION AND REVIEW OF THE TOWN OF EAGAR MASTER DRAINAGE PLAN (BRITNEY REYNOLDS)

**\*\*\*\*G. UPDATED COST OF 1ST AVE TANK**

DISCUSSION AND POSSIBLE ACTION TO APPROVE A PRICE INCREASE OF \$7000 FOR THE 1ST AVE TANK WITH AN UPDATED TOTAL OF \$56,847 (JOHN PEDRONCELLI)

**\*\*\*\*H. ENGINEERING PLANS FOR EAST CENTRAL AVENUE**

DISCUSSION AND POSSIBLE ACTION TO APPROVE THE PROPOSAL FOR A SEWER MODEL DESIGN FOR EAST CENTRAL AVENUE DONE BY SUNRISE ENGINEERING GROUP THROUGH STATE CONTRACT FOR \$22,800 (JOHN PEDRONCELLI)

**9. EXECUTIVE SESSION**

**\*\*\*\*A. TOWN MANAGER PERFORMANCE EVALUATION**

EXECUTIVE SESSION AS ALLOWED BY A.R.S § 38-431.03.A1 TOWN MANAGER PERFORMANCE EVALUATION- BRANNON EAGAR

**10. RECONVENE INTO REGULAR SESSION**

**\*\*\*\*A. POSSIBLE ACTION FROM EXECUTIVE SESSION**

DISCUSSION AND POSSIBLE ACTION ON ITEM 9 A (VICE-MAYOR MARSHA TUCKER)

**11. SIGNING OF DOCUMENTS**

**12. ADJOURNMENT**



# ROUND VALLEY FIRE & MEDICAL DEPARTMENT

## MONTHLY REPORT – MAY 2026

DATE: MAY 28, 2026

### CALL VOLUME & INCIDENT SUMMARY

- Total Calls: 60
- 4 Fire Calls
- 2 Carbon Monoxide Calls
- 1 Hiker Rescue (May 2)
- UTV utilized at Thompson Trail rescue

### OPERATIONS & RESPONSE

- Airport Burn completed May 21
- Wildfire season & fireworks preparation
- Weekend hose testing initiated
- Annual fleet maintenance completed

### THANK YOU

Special thanks to Vernon Fire District for providing 2 Type 6 engines and 10 personnel for the Airport Controlled Burn.

### FIRE PREVENTION

- 4 Fire Inspections completed
- Gravity side hydrant system completed
- Hydrant testing 50% complete
- Painting/maintenance 33% complete

### FLEET & EQUIPMENT

- Annual maintenance completed on all vehicles
- Special thanks to Richard for coordinating maintenance

### SUMMARY

May was a productive month focused on wildfire preparedness, infrastructure improvements, fleet readiness, fire prevention activities, and community engagement. Significant progress was made on hydrant maintenance, station improvements, and grant development efforts as RVFMD continues preparing for the upcoming wildfire season.

Respectfully Submitted,

**Levi Penrod**

Fire Chief

Round Valley Fire & Medical Department

### COMMUNITY ENGAGEMENT & EVENTS

- State Track Send-Off – May 8
- Graduation Parade – May 20
- High School Career Day
- Assisted with graduation activities

### STATION 151 UPDATE

- Retaining wall completed
- Sidewalks poured on both sides of station
- Continued site improvements

### GRANTS & FUNDING

#### Submitted/Open

- Gila River – Type 6 Brush Truck
- Fort McDowell – Extractor & Dryer Rack
- Ak-Chin – PPV Fan & Vent Saws
- State Farm – PPV Fan
- 100 Club – 6 Sets of Turnouts

#### In Development

- AFG – Water Tender
- SAFER – Personnel Funding



# Round Valley Police Department

*“Respect for Our Past, Confidence in Our Future.”*



**Chief Jacob Doyle**

## Round Valley Police Department Staff Report

**May 2026** \*as of 05/28/2026

**Total Incidents 263**

<b>Calls for Service</b>	<b>134</b>
<b>Officer Initiated Incidents</b>	<b>126</b>
<b>Traffic Stops</b>	<b>57</b>

**Total Officer Cases 43**

<b>Accidents</b>	<b>4</b>
<b>Civil</b>	<b>0</b>
<b>Crime</b>	<b>17</b>
<b>Death</b>	<b>0</b>
<b>Incident</b>	<b>19</b>

**Total Misdemeanor & Felony Arrests 5**

**Misdemeanor Arrests 3** Domestic Violence (DV) Disorderly Conduct, DV Assault, Criminal Damage, Aggressive Dog, Biting Dog

<b>Adult</b>	<b>2</b>
<b>Juvenile</b>	<b>1</b>

**Felony Arrests 2** Felony Warrant, Possession Drug Paraphernalia, Possession of Prescription Drug, Possession Marijuana in a Drug Free School Zone, Dangerous Crimes Against Children

<b>Adult</b>	<b>2</b>
<b>Juvenile</b>	<b>0</b>

**Citations 19**

**COMPLAINTS:**

No complaints received.

**NOTEWORTHY INFORMATION**

May 20                      Quarterly Coffee with a Cop community event at Junk N Java

May 28                      Court Ordered Mental Health Proceedings (ARS Title 36) Education Session presented by the Apache County Attorney’s Office (supported by Change Point, Community Bridges and Arizona Complete Health) – attended by Chief Doyle and Officer Ryan

**UPCOMING TRAINING and EVENTS**

June TBD

**CURRENT SWORN**

Chief Doyle

Sergeant Polk

Sergeant McCue

Officer Scruggs

Officer Rippy

Officer Ryan

Officer Roosma

Officer Rivera

Officer York

**RESERVE OFFICERS**

None

**ANIMAL CONTROL**

ACO/Code Enforcement Paige Watkins

**ADMINISTRATION** (Records, Property & Evidence and Admin)

Amy Sloane

**VOLUNTEERS**

Marty and DJ Vance

Dale Thompson

George and Cathy Sloane

**OFFICERS IN THE ACADEMY**

None

**HIRING PROCESS UPDATE:**

**Vacancies** 3 (sworn)

1 (Animal Control / weekends)

**Interviews**

Animal Control TBD in June

Police Officer Cadet / Lateral TBD in June

**In Backgrounds**

None



**TOWN OF EAGAR**  
**REGULAR AND PUBLIC HEARING**  
**TOWN COUNCIL MEETING**

**APRIL 7, 2026 at 6:00 PM**

**COUNCIL CHAMBER, 22 WEST 2ND STREET**

---

**MINUTES**

---

Mayor Guy Phelps called the Regular Session to order and welcomed those present. Mayor Phelps requested that the record show all Councilmembers are present except councilman Brandon Slade. Mayor Guy Phelps led the Pledge of Allegiance and Councilman William Greenwood offered the invocation.

**5. SUMMARY OF CURRENT EVENTS**

**Mayor Guy Phelps** reported on the America 250 Traveling Museum exhibit that recently visited Eagar. Mayor Phelps expressed appreciation to Town Clerk Jessica Vaughan for her efforts in bringing the traveling exhibit to the community and stated the event was well attended and well received. Mayor Phelps commented on the importance of celebrating the nation's history and heritage and encouraged residents to remember the sacrifices and hard work that helped build the country. He emphasized the importance of educating younger generations about civic involvement and encouraging citizens to stay active in government and community affairs.

Mayor Phelps also recognized Public Works Director John Pedroncelli and the Public Works crews for their continued cleanup efforts along Central Avenue. He noted that the work has received positive feedback from residents and visitors and stated that maintaining a clean and welcoming community creates a positive impression for those traveling through or relocating to Eagar.

**Town Manager Brannon Eagar** reported that he and Mayor Phelps met with representatives from the Hopi Land Commission regarding the Hall water line area. He stated the meeting was productive and beneficial for future communication and coordination.

Manager Eagar also stated Britney and I will also be attending a meeting on April 27 to discuss the Opportunity Zones. Apache County designated several Opportunity Zones within the Town of Eagar, but some of them do not align with our commercial properties. In some cases, the designated zones are located in residential areas. We will be working to see if those boundaries can be adjusted so the business Opportunity Zones better align with our zoning and commercial development areas.

The Fire Restrictions Coordinating Group met today, and no fire restrictions will be implemented this week. Current indices are trending in good shape, and the moisture we received last night

was helpful. There is also potential for additional moisture over the next week. We'll see if that comes to fruition, but we are hopeful it will.

**David Lamm, Finance Director** stated Currently, we have approximately \$667,000 in our operating account and \$6.6 million in the LGIP, for a total cash position of just over \$7.3 million. We have continued making the \$75,000 monthly transfer from the operating account into the LGIP.

We have seen a slight decrease in the interest rate on the LGIP account. It is currently around 3.4%, compared to approximately 3.6% in prior months.

As for the major funds, they are all currently tracking slightly under budget, and year-end projections are also showing them coming in just under budget overall.

We are also working on finalizing the budget for the next fiscal year and moving it through the review process. We have received some of the revenue projections from the state, and they are all generally in line with what we anticipated and what is reflected in the current budget.

The tentative budget will be presented to Council for approval at the June meeting, with the final budget scheduled for approval at the July meeting.

**Jessica Vaughan, Town Clerk** stated regarding the America 250 Museum event Jen wrote a great article covering the event. We had just over 2,000 people come through the museum, which is an excellent turnout. It was especially great to see so many youth attend.

I also know that the Secretary of State's Office was very pleased with how the event was conducted and mentioned that it was one of the best-attended events in the state outside of the State Capitol, so that is definitely a plus for us.

In other news, we did receive approval from ADOT for the 4th of July parade permit. I just received that approval, and I am now working with the Eagar Days Committee to finalize preparations for Eagar Days so we can begin getting information and promotions pushed out to the public.

I am also continuing work on the upcoming election. Because Proposition 409 will be on the ballot, we are required to prepare a publicity pamphlet that will be mailed out. I am currently working with Runbeck to produce the pamphlet, and that should be included in the upcoming mailers.

**Britney Reynolds, Community Development Director** stated I am currently working on donations for the fireworks show, which is typical for this time of year, and reaching out to local businesses for support. This year, the donation requests are coming specifically from Eagar, so if you notice changes in the wording on the donation letters, that is why.

We are also continuing to pursue various grant opportunities. We recently submitted three grants through the ADOH program, which include the turn lane project that Councilman Greenwood requested we pursue. Those applications are currently under review.

Regarding the PMC meeting scheduled for next week, there may potentially be some changes. I have been in communication with Attorney Greg regarding the cellular tower matter as we work through some additional details. If the meeting does move forward, I will post a possible quorum notice for any Council members who choose to attend.

At this point, we have received some additional information that we want to review further, and depending on that review, it may not be necessary to hold the meeting. We should have an update before the end of the week and will make sure that information is distributed accordingly.

Our goal is to ensure the Town remains in compliance with all state and federal regulations while also making sure community members have the opportunity to be heard.

**John Pedroncelli, Public Works Director** stated the road crew has been going around town completing patch work and trying to get that wrapped up before we begin work on the concrete projects and the firehouse.

The water crew has also been busy installing fire hydrants and completing service hookups.

**Assistant Chief Robert Pena** reported that the department responded to 63 calls last month, which reflects the expected increase with 24-hour coverage now in place.

The department has been preparing for wildland fire season by completing pack tests, refresher trainings, and coordination meetings with the Forest Service and Arizona Department of Forestry and Fire Management.

On the EMS side, two McGrath video laryngoscopes were purchased to improve patient care capabilities, and several EMTs have completed recertification requirements this year.

The department also secured several grant opportunities, including a Rural Fire Capacity Grant that will provide wildland equipment and rescue gear. Additional grant applications were submitted this month through multiple funding sources.

The transition to Show Low Dispatch continues to move forward and is expected to go live within the next two to three weeks. Equipment installation and radio testing are currently underway.

Lastly, the department received its fireworks order early this year, allowing additional preparation time for what Assistant Chief Pena said will be the biggest Fourth of July fireworks show on the mountain.

**Chief Jake Doyle** reported that the Police Department responded to 151 calls for service this month, including 102 officer-initiated incidents and 43 traffic stops. Officers handled 45 cases, including three accidents and 24 criminal investigations. The department also made 13 misdemeanor arrests and five felony arrests.

For transparency, the department has begun tracking complaints received by the Police Department. This month, three civilian complaints were received, all of which were investigated and exceptionally cleared.

Notable activities this month included multi-agency training at Apache County Superior Court and the submission of grant applications through the Governor's Office of Highway Safety. The department is also beginning an educational enforcement program related to e-bike safety. Youth who receive citations will have the opportunity to complete an online safety course and receive a helmet as part of the program.

Officer York successfully completed his field training program, and Officer Rippy attended a week-long drug interdiction training focused on highway narcotics enforcement.

The department also hosted its quarterly “Coffee with a Cop” event and held its first Chief’s Community Advisory Board meeting, both of which were well received. Additionally, the Animal Control Officer attended annual training through the Arizona Animal Control Association.

Upcoming activities include participation in the high school career fair, hosting training related to neurodivergent individuals, and leadership and internal affairs training for supervisors. The department also has one applicant who has completed the hiring process and is awaiting final commitment.

## **6. OPEN CALL TO THE PUBLIC**

Terry Shove spoke regarding the Senior Center agenda item, noting that Robin was unable to attend due to a NACOG meeting. Terry stated she would be available to answer any questions the Council may have regarding the Senior Center.

Terry also shared information about the annual 9th grade career fair, which brings in approximately 20 speakers from a variety of professions based on student interest surveys. Students rotate through five different career presentations throughout the day, learning about what professionals do on a daily basis in their careers.

This year’s event will include a veterinarian from Blue Ridge, among many other presenters. Terry expressed appreciation to both communities for their continued support and noted that participation from local professionals is always strong.

She also thanked Chief Doyle for participating in the event.

## **7. CONSENT AGENDA**

### **A. TOWN COUNCIL MINUTES**

DISCUSSION AND POSSIBLE ACTION TO APPROVE THE MEETING MINUTES FROM FEBRUARY AND MARCH 2026 (JESSICA VAUGHAN)

### **B. FEBRUARY 2026 FINANCIALS**

DISCUSSION AND POSSIBLE ACTION TO APPROVE FEBRUARY 2026 TRANSMITTALS, CHECKS WRITTEN, PAYROLL DIRECT DEPOSIT VOUCHERS, AND CREDIT CARD PURCHASES (DAVID LAMM)

### **C. FEBRUARY 2026 FINANCIAL REPORT AND SALES TAX REPORT**

DISCUSSION AND POSSIBLE ACTION TO ACCEPT THE FEBRUARY 2026 FINANCIAL REPORT AND SALES TAX REPORT (DAVID LAMM)

### **D. PROCLAMATION FOR ARBOR DAY**

APPROVAL TO PROCLAIM APRIL 24, 2026, AS ARBOR DAY WITHIN THE TOWN OF EAGAR (JESSICA VAUGHAN)

### **E. PROCLAMATION FOR FAIR HOUSING MONTH**

APPROVAL TO PROCLAIM APRIL "FAIR HOUSING MONTH" (JESSICA VAUGHAN)

Councilman Bryce Burnham made a motion to approve the consent agenda. Councilman Hamblin seconded; all were in favor, motion carried unanimously.6-0

Vote:       Ayes:       Guy Phelps

Marsha Tucker  
William Greenwood  
Ray Hamblin  
Titan Merrill  
Bryce Burnham

## **8. NEW BUSINESS**

### **\*\*\*\*A. EAGAR DAYS LOGO 2026**

PRESENTATION OF THE WINNER OF THE EAGAR DAYS 2026 LOGO CONTEST (MAYOR GUY PHELPS)

Councilman Bryce Burnham presented Hannah Hunt with a prize for winning the Eagar Days Logo Contest.

### **\*\*\*\*B. DONATION REQUEST FROM ROUND VALLEY BOOSTER CLUB**

DISCUSSION AND POSSIBLE ACTION TO APPROVE A DONATION TO THE ROUND VALLEY BOOSTER CLUB FOR GRADUATION NIGHT AFTER PARTY

Shannon Latham spoke on behalf of the Round Valley High School Booster Club regarding the annual Grad Night Party for local high school students.

She first thanked the Town for supporting the traveling museum exhibit, noting that both of her children were able to attend and that it was a great opportunity for the community.

Shannon explained that the Grad Night Party has been a long-standing tradition intended to provide students with a safe and positive place to celebrate together after graduation. She noted that local law enforcement has consistently viewed the event as a success because it helps prevent negative incidents and provides a safe environment for students.

She also thanked the Town for last year's \$500 donation toward the event and asked if the Town of Eagar would be willing to contribute again this year.

Mayor Guy Phelps made a motion to approve a \$500 donation to the Round Valley Booster Club for the Graduation Party. Vice-mayor Marsha Tucker seconded; all were in favor, motion carried unanimously. 6-0

Vote:       Ayes:       Guy Phelps  
                                  Marsha Tucker  
                                  William Greenwood  
                                  Ray Hamblin  
                                  Titan Merrill  
                                  Bryce Burnham

### **\*\*\*\*C. MURAL DRAWINGS**

DISCUSSION AND POSSIBLE ACTION TO APPROVE A FINAL DRAWING FOR FUTURE MURAL TO BE PAINTED ON THE BASHAS BUILDING

Britney Reynolds, Community Development Director introduced the tourism grant project supported by SRP, which awarded \$5,000 to help fund a community mural. SRP also agreed to cover any additional project costs, ensuring there would be no expense to the Town.

The mural project is being led by Round Valley High School art teacher Elena Mortensen and local artist Brandy Snyder, with assistance from Tony Contreras and several student artists. The mural will be painted on the north wall of Bashas' and is expected to measure approximately 8 feet high by 40–45 feet long.

Brandy Snyder explained that the mural theme highlights Round Valley history, patriotism, veterans, rodeo culture, and community traditions, while tying into the America 250 celebration. The design will transition from historical imagery into patriotic red, white, and blue themes.

Brandy Snyder noted that the wall will need to be power washed with a vinegar and water solution prior to painting to remove oxidation and ensure proper paint adhesion.

Elena Mortensen explained that the project gives students hands-on experience in mural design, research, collaboration, and large-scale painting techniques under the guidance of professional artists.

The group expressed appreciation for the opportunity and support from the Town.

Councilman Ray Hamblin made a motion to approve a final drawing for future mural to be painted on the Bashas building. Councilman William Greenwood seconded; all were in favor, motion carried unanimously. 6-0

Vote:           Ayes:       Guy Phelps  
  Marsha Tucker  
  William Greenwood  
  Ray Hamblin  
  Titan Merrill  
  Bryce Burnham

**\*\*\*\*D. OIL BURNER HEATER FOR PUBLIC WORKS**

DISCUSSION AND POSSIBLE ACTION TO APPROVE THE PURCHASE USING GRANT FUNDS OF AN OIL BURNER HEATER FOR THE PUBLIC WORKS SHOP AREA FOR \$28,226.09

Britney Reynolds, Community Development Director, presented a quote from Watts Steam Store that Director Patton-Scully received for the purchase of a specialized heater. She noted that Watts Steam Store is the only supplier of this type of heater in Arizona, making it a sole-source purchase.

The purchase falls under the Town's Energy Efficiency Grant, which has received additional funding due to the success of the project. Brittany explained that this heater was one of the approved items requested under the grant and recommended approval of the purchase.

Councilman William Greenwood made a motion to approve the purchase of an Oil Burner Heater with grant funds for the Public Works shop area. Councilman William Greenwood seconded; all were in favor, motion carried unanimously. 6-0

Vote:           Ayes:       Guy Phelps  
  Marsha Tucker

William Greenwood  
Ray Hamblin  
Titan Merrill  
Bryce Burnham

**\*\*\*\*E. ACCEPTANCE OF ECONOMIC DEVELOPMENT ADMINISTRATION GRANT**  
DISCUSSION AND POSSIBLE ACTION TO APPROVE THE ACCEPTANCE OF AN  
ECONOMIC DEVELOPMENT ADMINISTRATION GRANT FOR THE TOWN OF EAGAR  
LIGHT INDUSTRIAL PARK PRE-DEVELOPMENT PLANNING PROJECT AND TO  
AUTHORIZE THE TOWN MANAGER TO SIGN AWARD DOCUMENTS

Britney Reynolds, Community Development Director, explained that the Town recently received a grant application that had originally been submitted over a year ago. The grant will support planning efforts for the industrial area west of town, including plans for water, sewer, fiber, and other necessary infrastructure, as well as potential industrial uses and development opportunities for the area.

The total grant award is \$263,034, with a required match of \$78,034 that has already been budgeted. SRP committed \$20,000 toward the project, and NAU committed \$10,000 to assist with the required economic impact study. An additional \$25,000 came from a utilities grant, with the remaining match being fulfilled through Town staff time rather than a direct cash contribution.

Britney also noted that SRP assisted in securing a grant management firm to help ensure compliance with federal grant regulations. Once completed, the project will provide the Town with a comprehensive development plan for the industrial area to support future business growth and development.

Councilman William Greenwood made a motion to approve the acceptance of an Economic Development Administration Grant for the Town of Eagar light Industrial Park Pre-Development Planning project and to authorize the Town Manager to sign award documents. Councilman Ray Hamblin seconded; all were in favor, motion carried unanimously. 6-0

Vote:       Ayes:     Guy Phelps  
                              Marsha Tucker  
                              William Greenwood  
                              Ray Hamblin  
                              Titan Merrill  
                              Bryce Burnham

**\*\*\*\*F. SPANISH TRAIL TOWN PROPERTY**  
DISCUSSION AND POSSIBLE ACTION TO APPROVE TO GO OUT TO BID FOR REQUEST  
FOR PROPOSAL OF TOWN OWNED PROPERTY ON SPANISH TRAIL

Brannon Eagar, Town Manager, explained that the Town owns approximately 0.83 acres off Spanish Trail that was previously used as a small maintenance yard. He stated that the property is no longer being used by the Town and has become a source of complaints from neighboring residents due to weeds collecting inside the chain-link fence.

Manager Eagar noted that the Town currently has no planned future use for the property and believes it would be beneficial to dispose of it. He also stated that several neighboring property owners have expressed interest in purchasing the parcel.

He recommended that the Council authorize staff to move forward with soliciting bids for the property.

Councilman Ray Hamblin made a motion to approve to go out to bid for Request for Proposals of Town owned property on Spanish Trail. Councilman William Greenwood seconded; all were in favor, motion carried unanimously. 6-0

Vote:       Ayes:     Guy Phelps  
                          Marsha Tucker  
                          William Greenwood  
                          Ray Hamblin  
                          Titan Merrill  
                          Bryce Burnham

**\*\*\*\*G. INTERGOVERNMENTAL AGREEMENT WITH SPECIAL RESPONSE TEAM**  
DISCUSSION AND POSSIBLE ACTION TO APPROVE AN INTERGOVERNMENTAL  
AGREEMENT BETWEEN THE TOWN OF EAGAR AND THE WHITE MOUNTAIN SPECIAL  
RESPONSE TEAM

Chief Doyle requested continued participation in the White Mountain Special Response Team (SRT), noting that the department has already experienced two critical incidents since December requiring specialized tactical response.

He explained that the regional SRT provides access to advanced training, specialized equipment, and coordinated tactical support for incidents such as barricades, hostage situations, and high-risk warrants that would otherwise be too costly for the department to maintain independently.

The annual participation cost is \$3,500 under a five-year agreement beginning in July. Chief Doyle emphasized the importance of regional collaboration and joint training to ensure effective responses during critical incidents and requested support from both Eagar and Springerville to continue participation in the program.

Councilman Ray Hamblin made a motion to approve an Intergovernmental Agreement Between the Town of Eagar and the White Mountain Special Response Team. Councilman William Greenwood seconded; all were in favor, motion carried unanimously. 6-0

Vote:       Ayes:     Guy Phelps  
                          Marsha Tucker  
                          William Greenwood  
                          Ray Hamblin  
                          Titan Merrill  
                          Bryce Burnham

**\*\*\*\*H. ROUND VALLEY SENIOR CENTER**  
DISCUSSION AND POSSIBLE ACTION TO APPROVE ADDING FUNDING TO THE FISCAL  
2026-2027 BUDGET FOR THE ROUND VALLEY SENIOR CENTER

Brannon Eagar, Town Manager explained that this discussion was originally intended for the work session agenda but was accidentally omitted, so he wanted to address it during the open meeting.

He stated that the Senior Center has experienced several funding reductions and is in need of assistance. Given the number of seniors served in the community, he believes supporting the program would be a worthwhile investment in helping the Town's most vulnerable residents.

After discussions with Senior Center staff, Brannon recommended that the Town commit to funding 100 meals per month for seniors on the current waiting list. The meals cost \$22 each to prepare and deliver, totaling \$2,200 per month or \$26,400 annually.

He noted that funding for the program could be accommodated within the upcoming budget beginning July 1 and emphasized that the money would go directly toward providing meals for seniors in need. Council discussion also noted that the Town has supported the Senior Center financially in the past.

Council discussed the continued services provided by the Round Valley Senior Center and the importance of ensuring the center remains adequately funded in the upcoming fiscal year budget. Council members noted the Senior Center's role in providing meals, activities, and support services to area senior citizens.

Councilman Ray Hamblin made a motion to approve adding funding to the 2026-2027 fiscal budget for the Round Valley Senior Center. Councilman William Greenwood seconded; all were in favor, motion carried unanimously. 6-0

Vote:       Ayes:     Guy Phelps  
                          Marsha Tucker  
                          William Greenwood  
                          Ray Hamblin  
                          Titan Merrill  
                          Bryce Burnham

**\*\*\*\*I. INTERGOVERNMENTAL AGREEMENT WITH ARIZONA DEPARTMENT OF TRANSPORTATION (ADOT) DISCUSSION AND POSSIBLE ACTION TO APPROVE AN INTERGOVERNMENTAL AGREEMENT BETWEEN THE TOWN OF EAGAR AND THE STATE OF ARIZONA FOR THE SAFE ROUTES TO SCHOOL SCOPE OF SERVICES, DESIGN PLAN, AND PROJECT ESTIMATES FOR MAIN STREET AND 2ND STREET HAWK TRAFFIC CONTROL**

Britney Reynolds, Community Development Director explained that the Town had previously submitted letters of support for this grant application, along with support letters from NACOG Executive Director Chris Fetzer, Principal Lisa Muth, and Superintendent Slade Morgan.

She noted that traffic along Main Street during school hours has become increasingly dangerous, with several near-serious accidents occurring near the school crossing area. The grant would help fund the design of a pedestrian crossing signal or similar traffic control system at the intersection near the schools.

The Town's required cash match is \$11,970, which has already been budgeted. Once the agreement with ADOT is finalized, the Town will be able to begin the engineering and design process. Britney stated that after the design is completed, staff will pursue additional funding for construction through the same program.

The proposed project would improve pedestrian safety for students and reduce the need for school staff to manually assist with traffic control each day.

Councilman Ray Hamblin made a motion to approve an Intergovernmental Agreement between the Town of Eagar and the State of Arizona for the Safe Routes to School scope of services, Design plan, and project estimates for Main Street and 2<sup>nd</sup> Street HAWK traffic control. Councilman William Greenwood seconded; all were in favor, motion carried unanimously. 6-0

Vote:       Ayes:     Guy Phelps  
                              Marsha Tucker  
                              William Greenwood  
                              Ray Hamblin  
                              Titan Merrill  
                              Bryce Burnham

**\*\*\*\*J. INTERGOVERNMENTAL AGREEMENT FOR WILDFIRE EQUIPMENT**

**DISCUSSION AND POSSIBLE ACTION TO APPROVE AN INTERGOVERNMENTAL AGREEMENT BETWEEN THE TOWN OF EAGAR AND THE ARIZONA DEPARTMENT OF FORESTRY AND FIRE MANAGEMENT FOR WILDFIRE EQUIPMENT**

Assistant Chief Pena explained that this is the same Rural Fire Capacity Grant agreement the department has participated in over the past three years.

This year's grant award will fund the purchase of wildland packs, pack test vests, a Stokes basket, and a Stokes litter wheel. The grant requires a 50/50 match, and the department has budgeted funds available to meet the matching requirement.

The total grant award is \$10,000, with approximately \$7,200 in equipment requested and an estimated Town match of about \$3,600. Assistant Chief Pena requested Council approval of the agreement.

Councilman Bryce Burnham made a motion to approve an Intergovernmental Agreement between the Town of Eagar and the Arizona Department of Forestry and Fire Management Equipment. Councilman William Greenwood seconded; all were in favor, motion carried unanimously. 6-0

Vote:       Ayes:     Guy Phelps  
                              Marsha Tucker  
                              William Greenwood  
                              Ray Hamblin  
                              Titan Merrill  
                              Bryce Burnham

**9. PUBLIC HEARING**

**\*\*\*\*A. PROJECT FOR COMMUNITY DEVELOPMENT BLOCK GRANT**

**DISCUSSION AND CONSIDERATION OF PROJECTS FOR THE COMMUNITY DEVELOPMENT BLOCK GRANT FUNDING IN THE AMOUNT OF \$184,432 (BRITNEY REYNOLDS)**

Britney Reynolds, Community Development Director, explained that the anticipated CDBG funding amount is currently estimated between \$180,000 and \$184,000, though the final amount has not yet been confirmed due to ongoing budget considerations.

She noted that CDBG funds are limited to very specific eligible uses, including ADA compliance improvements and housing-related projects. After discussions with NACOG staff, it was determined that the Senior Center project would not currently qualify because it is outside the Town's jurisdiction, and the Ramsey Park food service area also did not meet eligibility requirements.

NACOG recommended focusing the funding on ADA compliance improvements at Town-owned facilities, including upgrades to doors and sidewalks at Town Hall, as well as improvements at the Recreation Center, such as sidewalks, handicap parking, and restroom accessibility.

Britney recommended approval of the project scope for ADA compliance upgrades to Town facilities so the Town can utilize available funding as it becomes available.

Brannon Eagar, Town Manager, stated that the Town's first priority for the ADA compliance funding would be improvements at Town Hall, particularly the front and rear entrances and door access areas, due to the amount of public use for meetings, utility payments, and court services.

He explained that any remaining funds would then be used for eligible ADA improvements at the Recreation Center, depending on the final grant budget and project costs.

Council discussion also noted the need to redesign the front entrance area at Town Hall to improve accessibility and functionality, potentially creating a more streamlined single-door entrance and similar improvements at the rear entrance. Final design plans would be brought back to Council for review and approval.

Councilman Ray Hamblin made a motion to go into Public Hearing at [at 7:07 p.m.]. Councilman Titan Merrill seconded; all were in favor, motion carried unanimously. 6-0

Vote:       Ayes:     Guy Phelps  
                  Marsha Tucker  
                  William Greenwood  
                  Brandon Slade  
                  Ray Hamblin  
                  Titan Merrill

## **RECONVENE INTO REGULAR SESSION**

Councilman Ray Hamblin made a motion to go into Public Hearing at [at 7:13 p.m.]. Councilman William Greenwood seconded; all were in favor, motion carried unanimously. 6-0

Vote:       Ayes:     Guy Phelps  
                  Marsha Tucker  
                  William Greenwood  
                  Brandon Slade  
                  Ray Hamblin  
                  Titan Merrill

**\*\*\*\*K. RESOLUTION 2026-09 COMMUNITY BLOCK DEVELOPMENT GRANT (CDBG)  
DISCUSSION AND POSSIBLE ACTION TO APPROVE RESOLUTION 2026-09  
AUTHORIZATION TO SUBMIT APPLICATIONS AND IMPLEMENT (CDBG) PROJECTS**

Jessica Vaughan, Town Clerk, explained that the resolution must be approved in order for the Town to apply for the requested funding needed to complete the proposed projects.

She recommended approval of the resolution so the Town could move forward with submitting the funding requests.

Councilman Ray Hamblin made a motion to approve Resolution 2026-09 Authorization to submit applications and implement CDBG projects. Councilman William Greenwood seconded; all were in favor, motion carried unanimously. 6-0

Vote:       Ayes:     Guy Phelps  
                      Marsha Tucker  
                      William Greenwood  
                      Ray Hamblin  
                      Titan Merrill  
                      Bryce Burnham

**10. SIGNING OF DOCUMENTS**

**11. ADJOURNAMENT**

Councilman Ray Hamblin made a motion to adjourn at [at 7:15 p.m.]. Vice- mayor Marsha Tucker seconded; all were in favor, motion carried unanimously. 6-0

Vote:       Ayes:     Guy Phelps  
                      Marsha Tucker  
                      William Greenwood  
                      Brandon Slade  
                      Ray Hamblin  
                      Titan Merrill

Attest: \_\_\_\_\_

Mayor: \_\_\_\_\_

Vice-Mayor: \_\_\_\_\_

Council: \_\_\_\_\_

\_\_\_\_\_  
\_\_\_\_\_  
\_\_\_\_\_  
\_\_\_\_\_

CERTIFICATION OF COUNCIL MINUTES

I hereby certify that the foregoing minutes are a true and correct copy of the minutes of the Regular and Public Hearing Meeting of the Town of Eagar, Arizona held on April 7, 2026. I further certify that the meeting was duly called and held and that a quorum was present.

---

Jessica Vaughan, Town Clerk

**TOWN OF EAGAR**  
**Disbursement Listing**  
**Checking - 0680000425 - 04/01/2026 to 04/30/2026**

<u>Payee Name</u>	<u>Reference Number</u>	<u>Payment Date</u>	<u>Payment Amount</u>	<u>Void Date</u>	<u>Void Amount</u>	<u>Source</u>
Support Payment Clearing House	52233	04/02/2026	\$523.47			Payroll
Legal Shield	52234	04/02/2026	\$134.90			Payroll
Aflac	52235	04/01/2026	\$359.13			Payroll
American Heritage Life Insurance	52236	04/01/2026	\$168.77			Payroll
26 BAR CONSULTING LLC	52237	04/01/2026	\$2,000.00			Purchasing
ALDRIDGE CONSULTING LLC	52238	04/01/2026	\$2,925.00			Purchasing
BASHAS' - RALEY'S ARIZONA LLC	52239	04/01/2026	\$77.66			Purchasing
BAUMAN HOME AND AUTO INC	52240	04/01/2026	\$78.07			Purchasing
BEGAY, SARAH MAE	52241	04/01/2026	\$180.00			Purchasing
COWBOY UP HAY & RANCH SUPPLY	52242	04/01/2026	\$3,925.64			Purchasing
DAVIS ACE HARDWARE	52243	04/01/2026	\$318.24			Purchasing
DELTA TIRE, LLC	52244	04/01/2026	\$59.06			Purchasing
EPS GROUP INC	52245	04/01/2026	\$20,409.80			Purchasing
FORTILINE WATERWORKS	52246	04/01/2026	\$621.04			Purchasing
GREER FIRE DISTRICT	52247	04/01/2026	\$3,558.78			Purchasing
INTERSTATE BATTERIES	52248	04/01/2026	\$231.94			Purchasing
KNS TECH SERVICES LLC	52249	04/01/2026	\$4,080.80			Purchasing
NAPA AUTO PARTS	52250	04/01/2026	\$190.10			Purchasing
O'REILLY AUTO PARTS	52251	04/01/2026	\$817.98			Purchasing
RHINEHART OIL CO.	52252	04/01/2026	\$7,901.56			Purchasing
SIERRA PROPANE	52253	04/01/2026	\$1,954.63			Purchasing
WHITE MTN REG MED CNTR	52254	04/01/2026	\$199.32			Purchasing
WOODLAND BUILDING CENTER HOL	52255	04/01/2026	\$534.33			Purchasing
ALL COPY PRODUCTS, INC	52256	04/08/2026	\$544.22			Purchasing
AMAZON CAPITAL SERVICES	52257	04/08/2026	\$4,331.79			Purchasing
APACHE COUNTY TREASURER	52258	04/08/2026	\$92.21			Purchasing
AZ DEPT OF CORRECTIONS	52259	04/08/2026	\$278.05			Purchasing
AZ DEPT OF CORRECTIONS	52260	04/08/2026	\$110.00			Purchasing
AZ STATE TREASURER	52261	04/08/2026	\$3,189.60			Purchasing
BLUE HILLS ENVIRONMENTAL ASSOC	52262	04/08/2026	\$795.50			Purchasing
FORTILINE WATERWORKS	52263	04/08/2026	\$2,702.69			Purchasing
KNS TECH SERVICES LLC	52264	04/08/2026	\$2,092.64			Purchasing
LAWSON PRODUCTS, INC.	52265	04/08/2026	\$65.97			Purchasing
MOHAVE ENVIRONMENTAL LAB	52266	04/08/2026	\$245.00			Purchasing
NATIONAL BANK OF ARIZONA	52267	04/08/2026	\$3,560.20			Purchasing
RUBIO, ASHLEY	52268	04/08/2026	\$31.16			Purchasing
STAPLES	52269	04/08/2026	\$236.22			Purchasing
TOWN OF SPRINGERVILLE	52270	04/08/2026	\$1,144.19			Purchasing
WESTERN DRUG, INC.	52271	04/08/2026	\$106.24			Purchasing
Support Payment Clearing House	52276	04/16/2026	\$523.47			Payroll
Aetna Life Insurance Company	52277	04/16/2026	\$372.20			Payroll
AZ DEPT OF CORRECTIONS	52278	04/15/2026	\$95.00			Purchasing
BROWN & BROWN LAW OFFICES,P.C.	52279	04/15/2026	\$13,287.12			Purchasing
CHAVEZ, MICHAEL	52280	04/15/2026	\$35.00			Purchasing
DAVIS, GARY	52281	04/15/2026	\$73.01			Purchasing
FORTILINE WATERWORKS	52282	04/15/2026	\$159.65			Purchasing
LUND, DUSTIE	52283	04/15/2026	\$192.00			Purchasing
MERRILL, TROY	52284	04/15/2026	\$66.76			Purchasing
MOHAVE ENVIRONMENTAL LAB	52285	04/15/2026	\$885.00			Purchasing
SOLIS, KARA	52286	04/15/2026	\$363.75			Purchasing
STAPLES	52287	04/15/2026	\$151.86			Purchasing
THE RIGG LAW FIRM PLLC	52288	04/15/2026	\$2,805.00			Purchasing
VAUGHAN, JESSICA	52289	04/15/2026	\$363.75			Purchasing
WHITE MOUNTAIN COMMUNICATIONS	52290	04/15/2026	\$769.37			Purchasing
AZ DES - UNEMPLOYMENT TAX	52291	04/21/2026		04/21/2026	\$478.40	Payroll
AZ DES - UNEMPLOYMENT TAX	52292	04/21/2026	\$478.40			Payroll
BACKWOODS TEES	52293	04/22/2026	\$1,298.29			Purchasing
CORE & MAIN LP	52294	04/22/2026	\$346.11			Purchasing
DELTA TIRE, LLC	52295	04/22/2026	\$2,048.27			Purchasing
DOYLE'S AUTO BODY, INC.	52296	04/22/2026	\$218.20			Purchasing
FORTILINE WATERWORKS	52297	04/22/2026	\$31,860.83			Purchasing
FRONTIER	52298	04/22/2026	\$898.07			Purchasing
LESUEUR, ALEECE	52299	04/22/2026	\$43.70			Purchasing
MOHAVE ENVIRONMENTAL LAB	52300	04/22/2026	\$420.00			Purchasing
NAVOPACHE ELEC COOP, INC	52301	04/22/2026	\$15,806.40			Purchasing
ROUND VALLEY BOOSTER CLUB	52302	04/22/2026	\$500.00			Purchasing
SOLAR SECURED SOLUTIONS LLC	52303	04/22/2026	\$59.85			Purchasing
STAPLES	52304	04/22/2026	\$135.30			Purchasing
VERIZON WIRELESS	52305	04/22/2026	\$329.24			Purchasing
WHITE MOUNTAIN COMMUNICATIONS	52306	04/22/2026	\$168.88			Purchasing
ZUMAR INDUSTRIES, INC	52307	04/27/2026	\$1,283.02			Purchasing
AT&T MOBILITY - FIRSTNET	52308	04/29/2026	\$5,233.85			Purchasing
DELTA TIRE, LLC	52309	04/29/2026	\$281.38			Purchasing

**TOWN OF EAGAR**  
**Disbursement Listing**  
**Checking - 0680000425 - 04/01/2026 to 04/30/2026**

<u>Payee Name</u>	<u>Reference Number</u>	<u>Payment Date</u>	<u>Payment Amount</u>	<u>Void Date</u>	<u>Void Amount</u>	<u>Source</u>
FORTILINE WATERWORKS	52310	04/29/2026	\$560.55			Purchasing
FRONTIER	52311	04/29/2026	\$418.22			Purchasing
INTERSTATE BATTERIES	52312	04/29/2026	\$162.07			Purchasing
MOHAVE ENVIRONMENTAL LAB	52313	04/29/2026	\$70.00			Purchasing
STANDARD ELECTRIC WHOLESAL	52314	04/29/2026	\$104.86			Purchasing
STAPLES	52315	04/29/2026	\$34.82			Purchasing
SUNRISE ENGINEERING INC	52316	04/29/2026	\$280.00			Purchasing
TOWN OF SPRINGERVILLE	52317	04/29/2026	\$198,643.42			Purchasing
Support Payment Clearing House	52319	04/30/2026	\$523.47			Payroll
PUBLIC SAFETY PERSONNEL RETIRE	52321	04/30/2026		04/30/2026	\$857.22	Payroll
NATIONWIDE 457	EFT040226-457	04/02/2026	\$5,339.88			Payroll
NATIONWIDE 457 PSPRS	EFT040226-457	04/02/2026	\$1,387.35			Payroll
Internal Revenue Service	EFT040226-941	04/02/2026	\$15,493.46			Payroll
ARIZONA STATE RETIREMENT SYSTE	EFT040226-AS	04/02/2026	\$13,586.80			Payroll
Arizona Dept of Revenue	EFT040226-AZ	04/02/2026	\$1,609.78			Payroll
HSA Bank	EFT040226-HS	04/02/2026	\$1,216.68			Payroll
AMRRP - WORK COMP	EFT040826-WC	04/08/2026	\$18,109.47			Payroll
NATIONWIDE 457	EFT041626-457	04/16/2026	\$5,339.88			Payroll
Internal Revenue Service	EFT041626-941	04/16/2026	\$14,787.37			Payroll
ARIZONA STATE RETIREMENT SYSTE	EFT041626-AS	04/16/2026	\$13,264.70			Payroll
Arizona Dept of Revenue	EFT041626-AZ	04/16/2026	\$1,632.33			Payroll
NATIONWIDE 457 PSPRS	EFT041626-PS	04/16/2026	\$1,228.90			Payroll
NATIONWIDE 457	EFT043026-457	04/30/2026	\$5,339.88			Payroll
NATIONWIDE 457 PSPRS	EFT043026-457	04/30/2026	\$1,197.47			Payroll
Internal Revenue Service	EFT043026-941	04/30/2026	\$15,720.16			Payroll
ARIZONA STATE RETIREMENT SYSTE	EFT043026-AS	04/30/2026	\$13,347.84			Payroll
Xpress Bill Pay	EFT-3504	04/03/2026	\$1,133.30			Purchasing
Chase Paymentech	EFT-3505	04/03/2026	\$46.55			Purchasing
Chase Paymentech	EFT-3506	04/03/2026	\$992.24			Purchasing
FUELMAN	EFT-3507	04/06/2026	\$1,645.93			Purchasing
ARIZONA DEPT OF REVENUE - TPT-2	EFT-3508	04/14/2026	\$5,944.97			Purchasing
NATIONAL BANK OF AZ -Bank Fees	EFT-3509	04/16/2026	\$425.91			Purchasing
R.A.G.H.T	EFT-3510	04/16/2026	\$50,802.01			Purchasing
			<b>\$542,718.90</b>		<b>\$1,335.62</b>	

**TOWN OF EAGAR  
Payment Approval**

Vendor	Invoice No.	PO Number	Activity No.	Description	Date	Amount
<b>10.20141 - CHILD SUPPORT/GARNISHMENTS</b>						
Support Payment Clearing Hous	PR032826-4277			Child Supp	04/02/2026	523.47
Support Payment Clearing Hous	PR041126-4277			Child Supp	04/16/2026	523.47
Support Payment Clearing Hous	PR042526-4277			Child Supp	04/30/2026	523.47
						<b>\$1,570.41</b>
<b>10.20150 - SEC125 UNREIMB MED&amp;DPNDT CARE</b>						
HSA Bank	PR040226-HSA			HSA	04/02/2026	1,216.68
<b>10.20175 - Arizona STATE RETIREMENT</b>						
ARIZONA STATE RETIREMEN	PR032826-265			ASRS	04/02/2026	13,021.60
ARIZONA STATE RETIREMEN	PR032826-265			ASRS - LTD	04/02/2026	158.50
ARIZONA STATE RETIREMEN	PR032826-265			ASRS - OT	04/02/2026	406.70
ARIZONA STATE RETIREMEN	PR041126-265			ASRS	04/16/2026	12,806.34
ARIZONA STATE RETIREMEN	PR041126-265			ASRS - LTD	04/16/2026	154.76
ARIZONA STATE RETIREMEN	PR041126-265			ASRS - OT	04/16/2026	303.60
ARIZONA STATE RETIREMEN	PR042526-265			ASRS	04/30/2026	12,805.78
ARIZONA STATE RETIREMEN	PR042526-265			ASRS - LTD	04/30/2026	155.70
ARIZONA STATE RETIREMEN	PR042526-265			ASRS - OT	04/30/2026	386.36
						<b>\$40,199.34</b>
<b>10.22100 - FICA PAYABLE</b>						
Internal Revenue Service	PR032826-4279			Social Security Tax	04/02/2026	9,388.02
Internal Revenue Service	PR032826-4279			Medicare Tax	04/02/2026	2,195.58
Internal Revenue Service	PR041126-4279			Social Security Tax	04/15/2026	189.78
Internal Revenue Service	PR041126-4279			Medicare Tax	04/15/2026	44.38
Internal Revenue Service	PR041126-4279			Social Security Tax	04/16/2026	8,947.66
Internal Revenue Service	PR041126-4279			Medicare Tax	04/16/2026	2,092.58
Internal Revenue Service	PR042526-4279			Social Security Tax	04/29/2026	36.12
Internal Revenue Service	PR042526-4279			Medicare Tax	04/29/2026	8.44
Internal Revenue Service	PR042526-4279			Social Security Tax	04/30/2026	9,499.20
Internal Revenue Service	PR042526-4279			Medicare Tax	04/30/2026	2,221.58
						<b>\$34,623.34</b>
<b>10.22110 - FEDERAL WITHHOLDING PAYABLE</b>						
Internal Revenue Service	PR032826-4279			Federal Income Tax	04/02/2026	3,909.86
Internal Revenue Service	PR041126-4279			Federal Income Tax	04/15/2026	51.15
Internal Revenue Service	PR041126-4279			Federal Income Tax	04/16/2026	3,461.82
Internal Revenue Service	PR042526-4279			Federal Income Tax	04/30/2026	3,954.82
						<b>\$11,377.65</b>
<b>10.22120 - STATE WITHHOLDING PAYABLE</b>						
Arizona Dept of Revenue	PR032826-4280			State Income Tax	04/02/2026	1,609.78
Arizona Dept of Revenue	PR032826-4280			State Income Tax	04/02/2026	7.01
Arizona Dept of Revenue	PR041126-4280			State Income Tax	04/15/2026	45.99
Arizona Dept of Revenue	PR041126-4280			State Income Tax	04/16/2026	1,586.34
Arizona Dept of Revenue	PR042526-4280			State Income Tax	04/29/2026	15.16
Arizona Dept of Revenue	PR042526-4280			State Income Tax	04/30/2026	1,676.12
						<b>\$4,940.40</b>
<b>10.22200 - 457 PAYABLE</b>						
NATIONWIDE 457	PR032826-4278			Retirement 457	04/02/2026	5,339.88
NATIONWIDE 457	PR041126-4278			Retirement 457	04/16/2026	5,339.88
NATIONWIDE 457	PR042526-4278			Retirement 457	04/30/2026	5,339.88
NATIONWIDE 457 PSPRS	PR032826-8390			457 PSPRS	04/02/2026	1,387.35
NATIONWIDE 457 PSPRS	PR041126-8390			457 PSPRS	04/16/2026	1,228.90
NATIONWIDE 457 PSPRS	PR042526-8390			457 PSPRS	04/30/2026	1,197.47
						<b>\$19,833.36</b>
<b>10.22210 - PUBLIC SAFETY RET. PAYABLE</b>						
PUBLIC SAFETY PERSONNEL	PR032826-7808			Public Safety Retirement T3 DB	04/02/2026	1,587.80
PUBLIC SAFETY PERSONNEL	PR041126-7808			Public Safety Retirement T3 DB	04/16/2026	1,430.76
PUBLIC SAFETY PERSONNEL	PR042526-7808			Public Safety Retirement T3 DB	04/29/2026	-933.92
PUBLIC SAFETY PERSONNEL	PR042526-7808			Public Safety Retirement T3 DB	04/30/2026	1,791.14
						<b>\$3,875.78</b>
<b>10.22300 - MEDICAL INSURANCE PAYABLE</b>						
R.A.G.H.T	APR26/3510			MEDICAL INSURANCE	04/16/2026	45,968.58
<b>10.22310 - LIFE INSURANCE PAYABLE</b>						
R.A.G.H.T	APR26/3510			LIFE INSURANCE	04/16/2026	161.00
<b>10.22315 - VOLUNTARY LIFE INS PYBLE</b>						
American Heritage Life Insuranc	PR040126-ALLS			Life Ins	04/01/2026	168.77
R.A.G.H.T	APR26/3510			VOL. LIFE INS	04/16/2026	1,698.03
						<b>\$1,866.80</b>
<b>10.22320 - DENTAL INSURANCE PAYABLE</b>						
R.A.G.H.T	APR26/3510			DENTAL	04/16/2026	2,564.20
<b>10.22330 - AFLAC INS PAYABLE (PRE &amp; POST)</b>						
Aetna Life Insurance Company	PR041526-AETN			GROUP NO: 802889	04/15/2026	372.20
Aflac	PR040126-AFLA			Aflac	04/01/2026	359.13
						<b>\$731.33</b>
<b>10.22340 - VISION INSURANCE PAYABLE</b>						
R.A.G.H.T	APR26/3510			VISION	04/16/2026	410.20

**TOWN OF EAGAR  
Payment Approval**

Vendor	Invoice No.	PO Number	Activity No.	Description	Date	Amount
<b>10.22400 - LEGALSHIELD</b> Legal Shield	PR040126-LS			Legal Shield	04/01/2026	134.90
<b>10.23100 - WORKMENS COMPENSATION PAYABLE</b> AMRRP - WORK COMP	PR040826-WC			Workmans comp quarterly reports	04/08/2026	18,109.47
<b>10.23200 - STATE UNEMPLOYMENT PAYABLE</b> AZ DES - UNEMPLOYMENT T	PR042126-AZDE			State Unemployment	04/21/2026	0.05
<b>10.25100 - SURCHARGE TO STATE PAYABLE</b> AZ STATE TREASURER	MAR26			COURT DOCKET MONEY PAYMENT	04/06/2026	3,189.60
<b>10.25110 - SURCHARGE TO COUNTY PAYABLE</b> APACHE COUNTY TREASURE	2026-03			JAIL FEE/ASSESSMENT FEE	04/06/2026	92.21
<b>10.36-500 - BUILDING PERMITS</b> CHAVEZ, MICHAEL	APR26			REFUND - ROW2026-3	04/08/2026	35.00
<b>10.40-399 - OTHER</b> NATIONAL BANK OF ARIZONA	APR26/3134			3134/GENERAL DOLLAR TABLE COVE	04/02/2026	4.36
NATIONAL BANK OF ARIZONA	APR26/3134			3134/TRIBUTE STORE FLOWERS	04/02/2026	154.02
						<b>\$158.38</b>
<b>10.40-610 - ECONOMIC DEVELOPMENT</b> NATIONAL BANK OF ARIZONA	APR26/3134			3134/TRAILRIDERS	04/02/2026	231.75
<b>10.41-571 - ATTORNEY</b> THE RIGG LAW FIRM PLLC	3512			LEGAL SERVICES - CRIMINAL	04/13/2026	1,665.00
THE RIGG LAW FIRM PLLC	3514			LEGAL SERVICES - CIVIL	04/13/2026	1,140.00
						<b>\$2,805.00</b>
<b>10.41-572 - COMPUTER SUPPORT</b> KNS TECH SERVICES LLC	11893			COMPUTER SUPPORT	04/01/2026	1,146.25
<b>10.41-620 - MPC EXP UNRELATED TO BONDS</b> NAVOPACHE ELEC COOP, INC	APR26/2654606			578 N MAIN ST	04/09/2026	225.56
<b>10.42-525 - POSTAGE, FREIGHT &amp; FEES</b> NATIONAL BANK OF ARIZONA	APR26/2615			2615/USPS-EAGAR MAGISTRATE	04/02/2026	2.17
NATIONAL BANK OF ARIZONA	APR26/2615			2615/USPS-SPRINGERVILLE MAGIST	04/02/2026	62.88
						<b>\$65.05</b>
<b>10.42-585 - TRAINING &amp; TRAVEL</b> LUND, DUSTIE	APR26			PER DEIM - ACA CLERKS CONFEREN	04/08/2026	192.00
<b>10.43-585 - TRAINING &amp; TRAVEL</b> NATIONAL BANK OF ARIZONA	APR26/3422			3422/LEAGUE OF ARIZONA CITIES RE	04/02/2026	45.00
<b>10.44-310 - OFFICE SUPPLIES</b> WESTERN DRUG, INC.	729258			USB 3 FLS/8GB DRV	03/18/2026	59.95
<b>10.44-580 - DUES &amp; SUBSCRIPTIONS</b> NATIONAL BANK OF ARIZONA	APR26/3134			3134/CANVA SUBSCRIPTION	04/02/2026	21.82
NATIONAL BANK OF ARIZONA	APR26/3134			3134/VYOND--GOANIMATE INC	04/02/2026	10.00
NATIONAL BANK OF ARIZONA	APR26/3134			3134/VYOND-GOANIMATE INC	04/02/2026	199.00
						<b>\$230.82</b>
<b>10.44-585 - TRAINING &amp; TRAVEL</b> VAUGHAN, JESSICA	APR26			PER-DIEM & MILEAGE/HR SUMMIT	04/14/2026	363.75
<b>10.45-511 - CELL PHONES</b> VERIZON WIRELESS	6140964269			COMMUNITY DEVELOPMENT CELL P	04/12/2026	61.00
<b>10.45-580 - DUES &amp; SUBSCRIPTIONS</b> SUNRISE ENGINEERING INC	ARIV1011577	50291		GIS MAPPING	04/06/2026	280.00
<b>10.46-310 - OFFICE SUPPLIES</b> STAPLES	6062184532			NOTARY STAMP - KARA	04/27/2026	34.82
<b>10.46-525 - POSTAGE, FREIGHT &amp; FEES</b> NATIONAL BANK OF ARIZONA	APR26/2615			2615/USPS	04/02/2026	102.96
<b>10.46-526 - BANKING FEES</b> Chase Paymentech	APR26/1052			BANKING FEES	04/03/2026	138.93
Chase Paymentech	APR26/4176			BANKING FEES	04/03/2026	6.52
NATIONAL BANK OF AZ -Bank	APR26/3509			BANKING FEES	04/16/2026	59.64
Xpress Bill Pay	INV-XPR033892			BANKING FEES	04/03/2026	158.65
						<b>\$363.74</b>
<b>10.46-580 - DUES &amp; SUBSCRIPTIONS</b> NATIONAL BANK OF ARIZONA	APR26/1054			1054/ADOBE	04/02/2026	261.71
<b>10.46-585 - TRAINING &amp; TRAVEL</b> SOLIS, KARA	APR26			MILEAGE & PER-DIEM/HR SUMMIT	04/14/2026	363.75
<b>10.50-570 - PROFESSIONAL &amp; TECHNICAL SRV</b> TOWN OF SPRINGERVILLE	2026-QTR3-POLI			SHARED SERVICES - POLICE	04/22/2026	189,301.42
<b>10.51-340 - GAS, OIL, LUBRICANTS</b> FUELMAN	NP70317538			FUEL ACCT#2844968 - FIRE DEPT	04/06/2026	1,198.17
<b>10.51-341 - VEHICLE SUPPLIES &amp; MAINTENANCE</b> BAUMAN HOME AND AUTO IN	812180			NUTS BOLTS SCREWS FASTENERS	03/03/2026	49.90
NAPA AUTO PARTS	275871			WINDOW REGULATOR	03/18/2026	78.28
						<b>\$128.18</b>

**TOWN OF EAGAR  
Payment Approval**

Vendor	Invoice No.	PO Number	Activity No.	Description	Date	Amount
<b>10.51-360 - BUILDING REPAIR MATRL &amp; SPLV</b>						
DAVIS ACE HARDWARE	62033			ANCHORS	03/16/2026	6.10
DAVIS ACE HARDWARE	62101			PARTS	03/27/2026	125.04
						<b>\$131.14</b>
<b>10.51-399 - OTHER</b>						
DAVIS ACE HARDWARE	61994			BULBS	03/06/2026	9.81
DAVIS ACE HARDWARE	62009			MAILBOX	03/10/2026	97.08
STAPLES	6060579936	51021		CLEANING SUPPLIES	04/06/2026	161.35
STAPLES	6061012642	51021		CLEANING SUPPLIES	04/13/2026	85.63
STAPLES	6061012647	51021		CLEANING SUPPLIES	04/13/2026	66.23
						<b>\$420.10</b>
<b>10.51-505 - ELECTRICITY</b>						
NAVOPACHE ELEC COOP, INC	APR26/2492805			1ST AVE NE 1/4	04/09/2026	156.29
NAVOPACHE ELEC COOP, INC	APR26/2492905			EAGAR FIRE DEPT #2	04/09/2026	223.05
NAVOPACHE ELEC COOP, INC	APR26/6496200			181 N EAGAR FD	04/09/2026	113.83
NAVOPACHE ELEC COOP, INC	APR26/8470700			199 N BUTLER-FIRE & MED BLDG	04/09/2026	320.52
						<b>\$813.69</b>
<b>10.51-510 - TELEPHONE</b>						
FRONTIER	APR26/9281963			PHONE/INTERNET	04/07/2026	71.85
FRONTIER	APR26/9283331			PHONE/INTERNET	04/15/2026	33.46
KNS TECH SERVICES LLC	11913			STARLINK	04/01/2026	130.00
KNS TECH SERVICES LLC	12022			PHONE/INTERNET	04/03/2026	167.41
						<b>\$402.72</b>
<b>10.51-512 - WIRELESS ACCESS</b>						
VERIZON WIRELESS	6140964269			FIRE DEPT MOBILE BROADBAND	04/12/2026	98.22
<b>10.51-526 - BANKING FEES</b>						
Chase Paymentech	APR26/1052			BANKING FEES	04/03/2026	19.84
Chase Paymentech	APR26/4176			BANKING FEES	04/03/2026	0.94
NATIONAL BANK OF AZ -Bank	APR26/3509			BANKING FEES	04/16/2026	8.52
Xpress Bill Pay	INV-XPR033892			BANKING FEES	04/03/2026	22.67
						<b>\$51.97</b>
<b>10.51-550 - RADIO MAINTENANCE &amp; REPAIR</b>						
WHITE MOUNTAIN COMMUNI	2026-0410-3	50931		NEW RADIO EQUIPMENT	04/10/2026	769.37
WHITE MOUNTAIN COMMUNI	2026-0414-1			REFLASH KNG-M150 F/W, REPLACE M	04/14/2026	168.88
						<b>\$938.25</b>
<b>10.51-572 - COMPUTER SUPPORT</b>						
KNS TECH SERVICES LLC	11893			COMPUTER SUPPORT	04/01/2026	305.66
<b>10.51-573 - TRASH/DEBRIS REMOVAL</b>						
BLUE HILLS ENVIRONMENTA	2604011336432			GARBAGE REMOVAL	04/01/2026	100.82
<b>10.51-575 - DISPATCHING</b>						
AMAZON CAPITAL SERVICES	161G-H36P-7HR	51011		GETAC LAPTOPS - DISPATCH	04/01/2026	3,968.85
AT&T MOBILITY - FIRSTNET	287365804175X	51016		CRADLEPOINT R980	04/01/2026	2,311.95
AT&T MOBILITY - FIRSTNET	287365804175X	51016		MIMO ANTENNA	04/01/2026	2,921.90
						<b>\$9,202.70</b>
<b>10.51-580 - DUES &amp; SUBSCRIPTIONS</b>						
NATIONAL BANK OF ARIZONA	APR26/0908			0908/NAEMS COUNCIL	04/02/2026	50.00
<b>10.51-760 - PC-BUILDINGS &amp; LAND</b>						
NATIONAL BANK OF ARIZONA	APR26/3365	51007	FC24-00020.1	3365/HOME DEPOT-MIRRORS	04/02/2026	290.22
<b>10.53-515 - SHELTER COST SHARE</b>						
TOWN OF SPRINGERVILLE	2026-QTR3-AC			SHARED SERVICES - ANIMAL CONTR	04/22/2026	9,342.00
<b>10.55-380 - PARK &amp; GROUNDS MATERIALS</b>						
AMAZON CAPITAL SERVICES	14MR-TYQ3-VV			VOLLEYBALL NET	04/01/2026	152.73
<b>10.55-395 - ITEMS FOR RESALE</b>						
BACKWOODS TEES	11330	51003		250 AZ HATS - FOR RESALE	04/20/2026	1,298.29
<b>10.55-610 - OTHER SPECIAL EVENTS</b>						
BLUE HILLS ENVIRONMENTA	260318023848			AZ 250 MUSEUM EVENT	03/18/2026	100.00
NATIONAL BANK OF ARIZONA	APR26/3134			3134/SMOKE SHOW BBQ	04/02/2026	42.55
ROUND VALLEY BOOSTER CL	MAY2026			DONATION - GRADUATION NIGHT 202	04/22/2026	500.00
WESTERN DRUG, INC.	362208			FOAM BOARD/SHARPIE POSTER PEN	03/24/2026	46.29
						<b>\$688.84</b>
<b>10.55-613 - COWPUNCHER POND</b>						
COWBOY UP HAY & RANCH S	#604	51009		AQUAMAX 400 GROWER - FISH FOOD	04/01/2026	3,925.64
<b>10.55-614 - FOURTH OF JULY</b>						
NATIONAL BANK OF ARIZONA	APR26/0908			0908/U-HAUL - FIREWORKS	04/02/2026	148.57
<b>10.58-290 - PRISON LABOR CHARGES</b>						
AZ DEPT OF CORRECTIONS	W052779260327			INMATE	04/02/2026	33.00
AZ DEPT OF CORRECTIONS	WEAG0326			INMATE	04/06/2026	83.42
AZ DEPT OF CORRECTIONS	W052798260410			INMATE LABOR	04/14/2026	28.50
						<b>\$144.92</b>
<b>10.58-310 - OFFICE SUPPLIES</b>						
STAPLES	6060579926			COFFEE-MATE/SUGAR/SPOONS/FOR	04/06/2026	74.87

**TOWN OF EAGAR  
Payment Approval**

Vendor	Invoice No.	PO Number	Activity No.	Description	Date	Amount
<b>10.58-320 - CLEANING &amp; SANITARY SUPPLIES</b>						
STAPLES	6061503936			CLEANING SUPPLIES	04/20/2026	135.30
<b>10.58-350 - SMALL TOOLS AND EQUIPMENT</b>						
BAUMAN HOME AND AUTO IN	812668			PARTS	03/23/2026	11.71
<b>10.58-360 - BUILDING REPAIR MATERIAL &amp; SUP</b>						
WOODLAND BUILDING CENT	81706			DOOR STOPS	03/02/2026	38.15
<b>10.58-380 - PARK &amp; GROUNDS MATERIALS</b>						
DAVIS ACE HARDWARE	62077			PARTS	03/24/2026	50.15
NATIONAL BANK OF ARIZONA	APR26/3134			3134/DOG WASTE DEPOT	04/02/2026	189.77
WOODLAND BUILDING CENT	81936			SPRINKLERS	03/09/2026	30.60
WOODLAND BUILDING CENT	81941			EXTRACTOR	03/09/2026	7.08
WOODLAND BUILDING CENT	82211			PARTS	03/17/2026	43.62
WOODLAND BUILDING CENT	82454			BOLT,NUTS,SCREWS ETC	03/23/2026	8.25
WOODLAND BUILDING CENT	82528			SC TYLO ENTRY KNOB	03/24/2026	17.45
WOODLAND BUILDING CENT	82594			WD40 LUBERICANT/42GAL CONTRCT	03/25/2026	29.98
WOODLAND BUILDING CENT	82662			BOLTS,NUTS,SCREWS ETC	03/26/2026	13.96
						<b>\$390.86</b>
<b>10.58-505 - ELECTRICITY</b>						
NAVOPACHE ELEC COOP, INC	APR26/2551305			RV BALL PARK	04/09/2026	1,668.27
NAVOPACHE ELEC COOP, INC	APR26/2681605			RVPD EAGAR PUBLIC WKS	04/09/2026	115.38
NAVOPACHE ELEC COOP, INC	APR26/4124705			174 S MAIN ST	04/09/2026	838.70
NAVOPACHE ELEC COOP, INC	APR26/6726400			247 E 2ND AVE	04/09/2026	120.03
NAVOPACHE ELEC COOP, INC	APR26/7111000			246 E 2ND AVE RACQUETBALL COUR	04/09/2026	141.00
NAVOPACHE ELEC COOP, INC	APR26/7569700			194 N MAIN	04/09/2026	53.97
NAVOPACHE ELEC COOP, INC	APR26/8335900			246 2ND AVE - POND	04/09/2026	151.95
						<b>\$3,089.30</b>
<b>10.58-510 - TELEPHONE</b>						
ALL COPY PRODUCTS, INC	41684128			PHONE Agreement#110-1863720-000	04/06/2026	435.38
FRONTIER	APR26/9281963			PHONE/INTERNET	04/07/2026	646.61
FRONTIER	APR26/9283331			PHONE/INTERNET	04/15/2026	301.12
KNS TECH SERVICES LLC	11913			STARLINK	04/01/2026	101.40
KNS TECH SERVICES LLC	12022			PHONE/INTERNET	04/03/2026	1,506.71
						<b>\$2,991.22</b>
<b>10.58-573 - TRASH/DEBRIS DISPOSAL</b>						
BLUE HILLS ENVIRONMENTA	2604011336432			GARBAGE REMOVAL	04/01/2026	387.71
<b>10.58-580 - DUES &amp; SUBSCRIPTIONS</b>						
NATIONAL BANK OF ARIZONA	APR26/3134			3134/RING STANDARD PLAN-PARK AN	04/02/2026	109.09
<b>10.59-290 - PRISON LABOR CHARGES</b>						
AZ DEPT OF CORRECTIONS	W052779260327			INMATE	04/02/2026	11.00
AZ DEPT OF CORRECTIONS	WEAG0326			INMATE	04/06/2026	27.81
AZ DEPT OF CORRECTIONS	W052798260410			INMATE LABOR	04/14/2026	9.50
						<b>\$48.31</b>
<b>10.59-305 - SHOP SUPPLIES</b>						
NAPA AUTO PARTS	276814			PARTS	03/31/2026	111.82
<b>10.59-340 - GAS, OIL, LUBRICANTS</b>						
FUELMAN	NP70317538			FUEL ACCT#2844968 - ADMIN	04/06/2026	201.85
FUELMAN	NP70317538			FUEL ACCT#2844968 - FLEET	04/06/2026	245.91
						<b>\$447.76</b>
<b>10.59-350 - SMALL TOOLS AND EQUIPMENT</b>						
BAUMAN HOME AND AUTO IN	812718			72 TOOTH 12PT COMBO	03/24/2026	16.46
LAWSON PRODUCTS, INC.	9313328378			HEX SCREWS/CLEAR CONNECTOR	03/24/2026	65.97
NATIONAL BANK OF ARIZONA	APR26/3134			3134/EBAY - HP ENVY X360	04/02/2026	301.11
						<b>\$383.54</b>
<b>30.60-290 - PRISON LABOR CHARGES</b>						
AZ DEPT OF CORRECTIONS	W052779260327			INMATE	04/02/2026	55.00
AZ DEPT OF CORRECTIONS	WEAG0326			INMATE	04/06/2026	139.01
AZ DEPT OF CORRECTIONS	W052798260410			INMATE LABOR	04/14/2026	47.50
						<b>\$241.51</b>
<b>30.60-341 - VEHICLE SUPPLIES &amp; MAINTENANCE</b>						
DELTA TIRE, LLC	50017450	51029		TIRES	04/20/2026	2,048.27
DELTA TIRE, LLC	50017596			TIRES	04/27/2026	281.38
DOYLE'S AUTO BODY, INC.	018784			REPAIR FRONT BUMPER - FORD F150	04/16/2026	218.20
INTERSTATE BATTERIES	25023645			BATTERIES	04/21/2026	162.07
STANDARD ELECTRIC WHOL	78765			BATTERY	04/20/2026	104.86
						<b>\$2,814.78</b>
<b>30.60-355 - SAFETY EQUIPMENT</b>						
WOODLAND BUILDING CENT	81685			GLOVES	03/02/2026	19.08
<b>30.60-365 - RIGHT-OF-WAY SUPPLIES</b>						
AMAZON CAPITAL SERVICES	14MR-TYQ3-VV			LOGGER WEDGES/CHAIN SHARPNER	04/01/2026	175.60
WOODLAND BUILDING CENT	82595			TRIMMER HEAD/LINE	03/25/2026	55.07
						<b>\$230.67</b>
<b>30.60-505 - ELECTRICITY</b>						
NAVOPACHE ELEC COOP, INC	APR26/2440705			1162 WATER CANYON-TRUCK SHOP	04/09/2026	838.58

**TOWN OF EAGAR  
Payment Approval**

Vendor	Invoice No.	PO Number	Activity No.	Description	Date	Amount
NAVOPACHE ELEC COOP, INC	APR26/2440905			1162 WATER CANYON-TRUCK SHOP	04/09/2026	512.05
NAVOPACHE ELEC COOP, INC	APR26/2524205			STREET LIGHTS	04/09/2026	29.19
NAVOPACHE ELEC COOP, INC	APR26/2525205			STREET LIGHTS	04/09/2026	29.19
NAVOPACHE ELEC COOP, INC	APR26/2633905			EAGAR TRAFFIC LIGHT	04/09/2026	101.87
NAVOPACHE ELEC COOP, INC	APR26/2675205			STREET LIGHTS	04/09/2026	1,386.60
NAVOPACHE ELEC COOP, INC	APR26/6487100			6TH AVE AND MAIN	04/09/2026	7.88
						<b>\$2,905.36</b>
<b>30.60-510 - TELEPHONE</b>						
ALL COPY PRODUCTS, INC	41684128			PHONE Agreement#110-1863720-000	04/06/2026	54.42
FRONTIER	APR26/9281963			PHONE/INTERNET	04/07/2026	89.81
FRONTIER	APR26/9283331			PHONE/INTERNET	04/15/2026	41.82
KNS TECH SERVICES LLC	11913			STARLINK	04/01/2026	13.00
KNS TECH SERVICES LLC	12022			PHONE/INTERNET	04/03/2026	209.26
						<b>\$408.31</b>
<b>30.60-525 - POSTAGE, FREIGHT &amp; FEES</b>						
NATIONAL BANK OF ARIZONA	APR26/2615			2615/USPS	04/02/2026	102.96
<b>30.60-526 - BANKING FEES</b>						
Chase Paymentech	APR26/1052			BANKING FEES	04/03/2026	59.53
Chase Paymentech	APR26/4176			BANKING FEES	04/03/2026	2.79
NATIONAL BANK OF AZ -Bank	APR26/3509			BANKING FEES	04/16/2026	25.55
Xpress Bill Pay	INV-XPR033892			BANKING FEES	04/03/2026	68.00
						<b>\$155.87</b>
<b>30.60-572 - COMPUTER SUPPORT</b>						
KNS TECH SERVICES LLC	11893			COMPUTER SUPPORT	04/01/2026	1,108.03
<b>30.60-573 - TRASH/DEBRIS DISPOSAL</b>						
BLUE HILLS ENVIRONMENTA	2604011336432			GARBAGE REMOVAL	04/01/2026	53.48
<b>35.73-370 - MATERIALS/CONSTRUCTION</b>						
FORTILINE WATERWORKS	7336218	50447	WT23-00010.1	WATER METERS/INSTALLATION	04/14/2026	31,111.13
FORTILINE WATERWORKS	7338144	50447	WT23-00010.1	WATER METERS/INSTALLATION	04/21/2026	560.55
						<b>\$31,671.68</b>
<b>35.90-370 - ADEQ - MATERIALS/CONSTRUCTION</b>						
EPS GROUP INC	24-0088-9	050792		DRAINAGE MASTER PLAN	03/10/2026	11,669.80
EPS GROUP INC	24-0088-10	050792		DRAINAGE MASTER PLAN	03/31/2026	8,740.00
						<b>\$20,409.80</b>
<b>50.13100 - ACCOUNTS RECEIVABLE</b>						
DAVIS, GARY	Refund: 1170102			Refund: 1170102 - DAVIS, GARY	04/15/2026	73.01
LESUEUR, ALEECE	Refund: 1201961			Refund: 1201961 - LESUEUR, ALEECE	04/22/2026	43.70
MERRILL, TROY	Refund: 391004			Refund: 391004 - MERRILL, TROY	04/14/2026	66.76
RUBIO, ASHLEY	Refund: 1121055			Refund: 1121055 - RUBIO, ASHLEY	04/02/2026	31.16
						<b>\$214.63</b>
<b>50.25100 - ACCRUED SALES TAX PAYABLE</b>						
ARIZONA DEPT OF REVENUE	TPT/3.2026			TPT - Tax	04/13/2026	5,944.97
<b>50.81-345 - SYSTEM PARTS</b>						
CORE & MAIN LP	Y840101	51026		WATER PARTS	04/14/2026	346.11
DAVIS ACE HARDWARE	62127			PARTS	03/31/2026	5.44
FORTILINE WATERWORKS	7321940	51018		WATER PARTS	04/06/2026	1,527.43
FORTILINE WATERWORKS	7324648	51019		WATER PARTS	04/06/2026	1,136.58
FORTILINE WATERWORKS	7326559	51018		WATER PARTS	04/14/2026	159.65
FORTILINE WATERWORKS	7338072	51019		WATER PARTS	04/16/2026	749.70
						<b>\$3,924.91</b>
<b>50.81-350 - SMALL TOOLS &amp; HARDWARE</b>						
AMAZON CAPITAL SERVICES	14MR-TYQ3-VV			METAL TAGS	04/01/2026	34.61
NATIONAL BANK OF ARIZONA	APR26/8695			8695/DOLLAR GEN	04/02/2026	26.18
WOODLAND BUILDING CENT	82266			TOOLS	03/18/2026	107.98
WOODLAND BUILDING CENT	82580			TOOLS	03/25/2026	110.78
WOODLAND BUILDING CENT	82808			QT CONCRETE CRACK SEAL	03/31/2026	15.26
						<b>\$294.81</b>
<b>50.81-505 - ELECTRICITY</b>						
NAVOPACHE ELEC COOP, INC	APR26/2440505			FLAT TOP BOOSTER PUMP	04/09/2026	65.22
NAVOPACHE ELEC COOP, INC	APR26/2459205			HALL WELL	04/09/2026	2,002.41
NAVOPACHE ELEC COOP, INC	APR26/2493205			RAMSEY PARK WELL	04/09/2026	46.60
NAVOPACHE ELEC COOP, INC	APR26/2678105			TRANSFER STATION WELL	04/09/2026	57.60
NAVOPACHE ELEC COOP, INC	APR26/2678508			148 N OLD GRIST MILL	04/09/2026	1,908.46
NAVOPACHE ELEC COOP, INC	APR26/3669005			695 W 4TH ST-NICOLL WELL	04/09/2026	2,098.58
NAVOPACHE ELEC COOP, INC	APR26/3941605			808 S JUNIPER	04/09/2026	428.30
NAVOPACHE ELEC COOP, INC	APR26/6788701			525 #3 MARICOPA	04/09/2026	1,817.52
NAVOPACHE ELEC COOP, INC	APR26/6788800			WELL SAFARI & SCH BUS	04/09/2026	84.94
NAVOPACHE ELEC COOP, INC	APR26/8407000			70 E 1ST AVE-WELL	04/09/2026	46.60
						<b>\$8,556.23</b>
<b>50.81-510 - TELEPHONE</b>						
ALL COPY PRODUCTS, INC	41684128			PHONE Agreement#110-1863720-000	04/06/2026	27.21
FRONTIER	APR26/9281963			PHONE/INTERNET	04/07/2026	44.90
FRONTIER	APR26/9283331			PHONE/INTERNET	04/15/2026	20.91

**TOWN OF EAGAR  
Payment Approval**

Vendor	Invoice No.	PO Number	Activity No.	Description	Date	Amount
KNS TECH SERVICES LLC	11913			STARLINK	04/01/2026	7.80
KNS TECH SERVICES LLC	12022			PHONE/INTERNET	04/03/2026	104.63
						<b>\$205.45</b>
<b>50.81-511 - CELL PHONES</b>						
VERIZON WIRELESS	6140964269			ON CALL CELL PHONE	04/12/2026	24.97
<b>50.81-512 - WIRELESS ACCESS</b>						
VERIZON WIRELESS	6140964269			WATER METER -WIRELESS ACCESS	04/12/2026	40.01
VERIZON WIRELESS	6140964270			WATER METER -WIRELESS ACCESS	04/12/2026	80.08
						<b>\$120.09</b>
<b>50.81-525 - POSTAGE, FREIGHT &amp; FEES</b>						
NATIONAL BANK OF ARIZONA	APR26/2615			2615/USPS	04/02/2026	602.04
<b>50.81-526 - BANKING FEES</b>						
Chase Paymentech	APR26/1052			BANKING FEES	04/03/2026	386.97
Chase Paymentech	APR26/4176			BANKING FEES	04/03/2026	18.15
NATIONAL BANK OF AZ -Bank	APR26/3509			BANKING FEES	04/16/2026	166.10
Xpress Bill Pay	INV-XPR033892			BANKING FEES	04/03/2026	441.99
						<b>\$1,013.21</b>
<b>50.81-535 - MATERIAL TESTING</b>						
MOHAVE ENVIRONMENTAL L	124978			WATER TESTING	04/02/2026	245.00
MOHAVE ENVIRONMENTAL L	125113-FEB26			WATER TESTING	04/16/2026	210.00
MOHAVE ENVIRONMENTAL L	125460-MAR26			WATER TESTING	04/16/2026	210.00
						<b>\$665.00</b>
<b>50.81-570 - PROFESSIONAL &amp; TECHNICAL SRV</b>						
SOLAR SECURED SOLUTION	2045024			3 ECOGREEN MONITORS - LEASE	04/16/2026	59.85
<b>50.81-571 - WATER ADJ ATTNV FEES</b>						
BROWN & BROWN LAW OFFI	DEC25			OVER PAYMENT	12/30/2025	-13,766.79
BROWN & BROWN LAW OFFI	ADJ-LCR-4278			ADJUDICATION	01/29/2026	7,122.72
BROWN & BROWN LAW OFFI	ADJ-LCR-4309			ADJUDICATION	04/02/2026	19,931.19
						<b>\$13,287.12</b>
<b>50.81-572 - COMPUTER SUPPORT</b>						
KNS TECH SERVICES LLC	11893			COMPUTER SUPPORT	04/01/2026	687.74
<b>50.81-573 - TRASH/DEBRIS DISPOSAL</b>						
BLUE HILLS ENVIRONMENTA	2604011336432			GARBAGE REMOVAL	04/01/2026	65.36
<b>50.82-290 - PRISON LABOR CHARGES</b>						
AZ DEPT OF CORRECTIONS	W052779260327			INMATE	04/02/2026	11.00
AZ DEPT OF CORRECTIONS	WEAG0326			INMATE	04/06/2026	27.81
AZ DEPT OF CORRECTIONS	W052798260410			INMATE LABOR	04/14/2026	9.50
						<b>\$48.31</b>
<b>50.82-331 - SEWER TRANSMISSION LINE</b>						
TOWN OF SPRINGERVILLE	APR26/4042420			SEWER TRANSMISSION LINE	04/01/2026	254.71
TOWN OF SPRINGERVILLE	APR26/4042440			SEWER TRANSMISSION LINE	04/01/2026	282.98
TOWN OF SPRINGERVILLE	APR26/4042460			SEWER TRANSMISSION LINE	04/01/2026	375.87
TOWN OF SPRINGERVILLE	APR26/4042480			SEWER TRANSMISSION LINE	04/01/2026	62.54
TOWN OF SPRINGERVILLE	APR26/4042520			SEWER TRANSMISSION LINE	04/01/2026	168.09
						<b>\$1,144.19</b>
<b>50.82-345 - SYSTEM PARTS</b>						
DAVIS ACE HARDWARE	62070			PARTS	03/23/2026	17.43
DAVIS ACE HARDWARE	62071			PARTS	03/23/2026	7.19
FORTILINE WATERWORKS	7321940	51018		SEWER PARTS	04/06/2026	38.68
						<b>\$63.30</b>
<b>50.82-350 - SMALL TOOLS &amp; HARDWARE</b>						
WOODLAND BUILDING CENT	81801			SHOVEL	03/04/2026	37.07
<b>50.82-505 - ELECTRICITY</b>						
NAVOPACHE ELEC COOP, INC	APR26/2375905			255 W MAIN EAGAR SEWER FARM	04/09/2026	153.48
NAVOPACHE ELEC COOP, INC	APR26/2377005			255 W MAIN EAGAR SEWER FARM	04/09/2026	62.78
						<b>\$216.26</b>
<b>50.82-510 - TELEPHONE</b>						
ALL COPY PRODUCTS, INC	41684128			PHONE Agreement#110-1863720-000	04/06/2026	27.21
FRONTIER	APR26/9281963			PHONE/INTERNET	04/07/2026	44.90
FRONTIER	APR26/9283331			PHONE/INTERNET	04/15/2026	20.91
KNS TECH SERVICES LLC	11913			STARLINK	04/01/2026	7.80
KNS TECH SERVICES LLC	12022			PHONE/INTERNET	04/03/2026	104.63
						<b>\$205.45</b>
<b>50.82-511 - CELL PHONES</b>						
VERIZON WIRELESS	6140964269			ON CALL CELL PHONE	04/12/2026	24.96
<b>50.82-525 - POSTAGE, FREIGHT &amp; FEES</b>						
NATIONAL BANK OF ARIZONA	APR26/2615			2615/USPS	04/02/2026	602.04
<b>50.82-526 - BANKING FEES</b>						
Chase Paymentech	APR26/1052			BANKING FEES	04/03/2026	386.97
Chase Paymentech	APR26/4176			BANKING FEES	04/03/2026	18.15
NATIONAL BANK OF AZ -Bank	APR26/3509			BANKING FEES	04/16/2026	166.10

**TOWN OF EAGAR  
Payment Approval**

<u>Vendor</u>	<u>Invoice No.</u>	<u>PO Number</u>	<u>Activity No.</u>	<u>Description</u>	<u>Date</u>	<u>Amount</u>
Xpress Bill Pay	INV-XPR033892			BANKING FEES	04/03/2026	441.99
						<b>\$1,013.21</b>
<b>50.82-535 - MATERIAL TESTING</b>						
MOHAVE ENVIRONMENTAL L	125130	50956		WASTEWATER - QUARTERLY	04/10/2026	885.00
MOHAVE ENVIRONMENTAL L	125370-MAR26			WASTEWATER TESTING	04/14/2026	70.00
						<b>\$955.00</b>
<b>50.82-572 - COMPUTER SUPPORT</b>						
KNS TECH SERVICES LLC	11893			COMPUTER SUPPORT	04/01/2026	573.12
<b>50.82-573 - TRASH/DEBRIS DISPOSAL</b>						
BLUE HILLS ENVIRONMENTA	2604011336432			GARBAGE REMOVAL	04/01/2026	88.13
						<b>\$526,004.63</b>

TOWN OF EAGAR  
Payment Approval

---

---

Dated: \_\_\_\_\_

Mayor: \_\_\_\_\_

Town Council:

\_\_\_\_\_  
\_\_\_\_\_  
\_\_\_\_\_

Town Clerk: \_\_\_\_\_

**TOWN OF EAGAR**  
**Standard Financial Report**  
**10 General Fund - 04/01/2026 to 04/30/2026**  
**83.33% of the fiscal year has expired**

	<u>Prior Year Actual</u>	<u>Current Period Actual</u>	<u>Current Year Actual</u>
<b>Net Position</b>			
<b>Assets:</b>			
<b>Current Assets</b>			
Cash and cash equivalents	5,388,702.81	110,897.45	5,262,955.52
Receivables	2,091,999.63	(281,365.40)	1,233,778.87
Other current assets	0.69	0.00	111.81
<b>Total Current Assets</b>	<u>7,480,703.13</u>	<u>(170,467.95)</u>	<u>6,496,846.20</u>
<b>Total Assets:</b>	<u>7,480,703.13</u>	<u>(170,467.95)</u>	<u>6,496,846.20</u>
<b>Liabilites and Fund Equity:</b>			
<b>Liabilities:</b>			
Current liabilities	(279,575.58)	0.00	4,689.55
Payroll liabilities	(45,062.58)	125,470.33	(9,013.06)
Deferred revenue	(1,307,893.96)	0.00	(1,307,893.96)
<b>Total Liabilities:</b>	<u>(1,632,532.12)</u>	<u>125,470.33</u>	<u>(1,312,217.47)</u>
Equity - Paid In / Contributed	(5,848,171.01)	44,997.62	(5,184,628.73)
<b>Total Liabilites and Fund Equity:</b>	<u>(7,480,703.13)</u>	<u>170,467.95</u>	<u>(6,496,846.20)</u>
<b>Total Net Position</b>	<u>0.00</u>	<u>0.00</u>	<u>0.00</u>

**TOWN OF EAGAR**  
**Standard Financial Report**  
**10 General Fund - 04/01/2026 to 04/30/2026**  
**83.33% of the fiscal year has expired**

	Prior Year Actual	Current Period Actual	Current Year Actual	Original Budget	Revised Budget
<b>Change In Net Position</b>					
<b>Revenue:</b>					
Taxes	2,499,130.12	40,371.63	1,977,090.51	2,491,395.00	2,491,395.00
Intergovernmental revenue	1,797,243.94	217,700.65	1,431,377.85	1,912,318.00	1,912,318.00
Rents/Royalties	59,479.96	5,900.97	51,984.07	167,300.00	167,300.00
Charges for services	13,045.00	100.00	14,270.00	36,800.00	36,800.00
Recreation/Events	4,700.00	100.00	6,960.00	1,000.00	1,000.00
Fees and permits	121,336.64	10,814.18	106,248.26	156,950.00	156,950.00
Fines and forfeitures	59,287.20	2,788.03	37,946.87	50,500.00	50,500.00
Donations	153,215.42	200.00	12,979.46	15,000.00	15,000.00
Interest	368,985.11	20,575.52	227,330.97	125,000.00	125,000.00
Miscellaneous revenue	43,195.36	12,395.63	37,745.33	508,150.00	508,150.00
<b>Total Revenue:</b>	<b>5,119,618.75</b>	<b>310,946.61</b>	<b>3,903,933.32</b>	<b>5,464,413.00</b>	<b>5,464,413.00</b>
<b>Expenditures:</b>					
<b>General government</b>					
Mayor & Council	36,196.70	1,561.79	17,205.45	27,829.00	27,829.00
General Government	970,772.79	7,101.81	1,618,899.53	2,133,280.00	2,133,280.00
Magistrate	81,331.74	6,209.21	78,572.68	113,143.00	113,143.00
Town Manager	76,612.67	4,213.37	55,077.09	78,010.00	78,010.00
Town Clerk	59,578.53	3,930.19	49,998.79	66,703.00	66,703.00
Community Development	195,298.45	14,470.12	195,959.08	255,558.00	255,558.00
Finance	145,857.68	10,638.29	126,833.16	168,304.00	168,304.00
<b>Total General government</b>	<b>1,565,648.56</b>	<b>48,124.78</b>	<b>2,142,545.78</b>	<b>2,842,827.00</b>	<b>2,842,827.00</b>
<b>Public safety</b>					
Police	1,114,267.61	189,301.42	923,717.43	1,399,211.00	1,399,211.00
Fire	1,159,362.01	64,290.83	832,990.13	1,500,035.00	1,500,035.00
Fire Continued/Wildland	38,159.87	0.00	75,499.31	100,000.00	100,000.00
Code Enforcement/Animal Control	38,509.87	9,342.00	40,327.85	97,098.00	97,098.00
<b>Total Public safety</b>	<b>2,350,299.36</b>	<b>262,934.25</b>	<b>1,872,534.72</b>	<b>3,096,344.00</b>	<b>3,096,344.00</b>
<b>Parks, recreation, and public property</b>					
Parks & Recreation	58,644.72	6,214.07	68,823.17	82,500.00	82,500.00
<b>Total Parks, recreation, and public property</b>	<b>58,644.72</b>	<b>6,214.07</b>	<b>68,823.17</b>	<b>82,500.00</b>	<b>82,500.00</b>
Facilities	381,662.24	30,294.75	381,946.21	640,829.00	640,829.00
Fleet Maintenance	113,125.19	4,817.60	98,216.94	171,010.00	171,010.00
Transfers out	0.00	0.00	0.00	500,000.00	500,000.00
<b>Total Expenditures:</b>	<b>4,469,380.07</b>	<b>352,385.45</b>	<b>4,564,066.82</b>	<b>7,333,510.00</b>	<b>7,333,510.00</b>
<b>Total Change In Net Position</b>	<b>650,238.68</b>	<b>(41,438.84)</b>	<b>(660,133.50)</b>	<b>(1,869,097.00)</b>	<b>(1,869,097.00)</b>

**TOWN OF EAGAR**  
**Standard Financial Report**  
**30 Highway User Revenue Fund - 04/01/2026 to 04/30/2026**  
**83.33% of the fiscal year has expired**

	<u>Prior Year Actual</u>	<u>Current Period Actual</u>	<u>Current Year Actual</u>
<b>Net Position</b>			
<b>Assets:</b>			
<b>Current Assets</b>			
Cash and cash equivalents	110,076.30	(51,972.85)	10,328.33
Receivables	125,912.80	0.00	0.00
<b>Total Current Assets</b>	<u>235,989.10</u>	<u>(51,972.85)</u>	<u>10,328.33</u>
<b>Total Assets:</b>	<u>235,989.10</u>	<u>(51,972.85)</u>	<u>10,328.33</u>
<b>Liabilites and Fund Equity:</b>			
<b>Liabilities:</b>			
Current liabilities	(11,586.24)	1,283.02	0.01
Payroll liabilities	(17,071.12)	0.00	0.00
<b>Total Liabilities:</b>	<u>(28,657.36)</u>	<u>1,283.02</u>	<u>0.01</u>
Equity - Paid In / Contributed	(207,331.74)	50,689.83	(10,328.34)
<b>Total Liabilites and Fund Equity:</b>	<u>(235,989.10)</u>	<u>51,972.85</u>	<u>(10,328.33)</u>
<b>Total Net Position</b>	<u>0.00</u>	<u>0.00</u>	<u>0.00</u>

**TOWN OF EAGAR**  
**Standard Financial Report**  
**30 Highway User Revenue Fund - 04/01/2026 to 04/30/2026**  
**83.33% of the fiscal year has expired**

	Prior Year Actual	Current Period Actual	Current Year Actual	Original Budget	Revised Budget
<b>Change In Net Position</b>					
<b>Revenue:</b>					
Intergovernmental revenue	1,245,831.32	0.00	912,074.84	1,761,743.00	0.00
Miscellaneous revenue	0.00	0.00	131,300.42	3,000.00	0.00
<b>Total Revenue:</b>	<b>1,245,831.32</b>	<b>0.00</b>	<b>1,043,375.26</b>	<b>1,764,743.00</b>	<b>0.00</b>
<b>Expenditures:</b>					
<b>Highways and public improvements</b>					
HURF	1,190,773.69	50,689.83	1,240,378.66	1,954,616.00	0.00
<b>Total Highways and public improvements</b>	<b>1,190,773.69</b>	<b>50,689.83</b>	<b>1,240,378.66</b>	<b>1,954,616.00</b>	<b>0.00</b>
Transfers out	0.00	0.00	0.00	500,000.00	0.00
<b>Total Expenditures:</b>	<b>1,190,773.69</b>	<b>50,689.83</b>	<b>1,240,378.66</b>	<b>2,454,616.00</b>	<b>0.00</b>
<b>Total Change In Net Position</b>	<b>55,057.63</b>	<b>(50,689.83)</b>	<b>(197,003.40)</b>	<b>(689,873.00)</b>	<b>0.00</b>

**TOWN OF EAGAR**  
**Standard Financial Report**  
**34 General Fund Impact Fees - 04/01/2026 to 04/30/2026**  
**83.33% of the fiscal year has expired**

---

	Prior Year Actual	Current Period Actual	Current Year Actual
<b>Net Position</b>			
<b>Assets:</b>			
<b>Current Assets</b>			
Cash and cash equivalents	5,267.90	0.00	5,267.90
<b>Total Current Assets</b>	<b>5,267.90</b>	<b>0.00</b>	<b>5,267.90</b>
<b>Total Assets:</b>	<b>5,267.90</b>	<b>0.00</b>	<b>5,267.90</b>
<b>Liabilites and Fund Equity:</b>			
Equity - Paid In / Contributed	(5,267.90)	0.00	(5,267.90)
<b>Total Liabilites and Fund Equity:</b>	<b>(5,267.90)</b>	<b>0.00</b>	<b>(5,267.90)</b>
<b>Total Net Position</b>	<b>0.00</b>	<b>0.00</b>	<b>0.00</b>

**TOWN OF EAGAR**  
**Standard Financial Report**  
**35 Grants Fund - 04/01/2026 to 04/30/2026**  
**83.33% of the fiscal year has expired**

---

	Prior Year Actual	Current Period Actual	Current Year Actual
<b>Net Position</b>			
<b>Assets:</b>			
<b>Current Assets</b>			
Cash and cash equivalents	173,535.53	(26,877.72)	(62,064.73)
Receivables	(293.14)	0.00	0.00
<b>Total Current Assets</b>	<b>173,242.39</b>	<b>(26,877.72)</b>	<b>(62,064.73)</b>
<b>Total Assets:</b>	<b>173,242.39</b>	<b>(26,877.72)</b>	<b>(62,064.73)</b>
<b>Liabilites and Fund Equity:</b>			
<b>Liabilities:</b>			
Current liabilities	(7,169.81)	0.00	0.00
Deferred revenue	(285.78)	0.00	0.00
<b>Total Liabilities:</b>	<b>(7,455.59)</b>	<b>0.00</b>	<b>0.00</b>
Equity - Paid In / Contributed	(165,786.80)	26,877.72	62,064.73
<b>Total Liabilites and Fund Equity:</b>	<b>(173,242.39)</b>	<b>26,877.72</b>	<b>62,064.73</b>
<b>Total Net Position</b>	<b>0.00</b>	<b>0.00</b>	<b>0.00</b>

**TOWN OF EAGAR**  
**Standard Financial Report**  
**35 Grants Fund - 04/01/2026 to 04/30/2026**  
**83.33% of the fiscal year has expired**

	Prior Year Actual	Current Period Actual	Current Year Actual	Original Budget	Revised Budget
<b>Change In Net Position</b>					
<b>Revenue:</b>					
Intergovernmental revenue	486,384.84	27,824.80	409,292.18	5,858,442.00	0.00
Miscellaneous revenue	0.00	0.00	578.92	0.00	0.00
<b>Total Revenue:</b>	<b>486,384.84</b>	<b>27,824.80</b>	<b>409,871.10</b>	<b>5,858,442.00</b>	<b>0.00</b>
<b>Expenditures:</b>					
<b>General government</b>					
General Government	0.00	0.00	78,324.53	0.00	0.00
<b>Total General government</b>	<b>0.00</b>	<b>0.00</b>	<b>78,324.53</b>	<b>0.00</b>	<b>0.00</b>
<b>Public safety</b>					
Fire	0.00	0.00	20,725.06	0.00	0.00
<b>Total Public safety</b>	<b>0.00</b>	<b>0.00</b>	<b>20,725.06</b>	<b>0.00</b>	<b>0.00</b>
GOHS FIRE	26,904.69	0.00	12,797.53	0.00	0.00
CDBG Grant	15,272.88	0.00	184.70	0.00	0.00
WIFA Grant - Tank Rehab	0.00	32,292.72	63,760.44	0.00	0.00
GILA River Grant	271,898.25	0.00	0.00	0.00	0.00
TEP - GRANT WRITER	17,850.00	2,000.00	14,600.00	0.00	0.00
AZ State Parks Splashpad	0.00	0.00	31,433.28	0.00	0.00
TEP Grant - Fire	9,773.62	0.00	45,600.38	0.00	0.00
Other Grants	19,486.95	20,409.80	370,296.71	5,858,442.00	0.00
<b>Total Expenditures:</b>	<b>361,186.39</b>	<b>54,702.52</b>	<b>637,722.63</b>	<b>5,858,442.00</b>	<b>0.00</b>
<b>Total Change In Net Position</b>	<b>125,198.45</b>	<b>(26,877.72)</b>	<b>(227,851.53)</b>	<b>0.00</b>	<b>0.00</b>

**TOWN OF EAGAR**  
**Standard Financial Report**  
**50 Utility Enterprise Fund - 04/01/2026 to 04/30/2026**  
**83.33% of the fiscal year has expired**

	<u>Prior Year Actual</u>	<u>Current Period Actual</u>	<u>Current Year Actual</u>
<b>Net Position</b>			
<b>Assets:</b>			
<b>Current Assets</b>			
Cash and cash equivalents	2,351,402.31	22,111.69	2,442,152.94
Receivables	584,358.68	40,154.61	167,250.91
Other current assets	106,526.69	0.00	106,526.69
<b>Total Current Assets</b>	<b><u>3,042,287.68</u></b>	<b><u>62,266.30</u></b>	<b><u>2,715,930.54</u></b>
<b>Non-Current Assets</b>			
<b>Capital assets</b>			
Work in Process	1,589,979.28	0.00	1,589,979.28
Property	18,286,438.27	0.00	18,286,438.27
Accumulated depreciation	(13,970,993.21)	0.00	(13,970,993.21)
<b>Total Capital assets</b>	<b><u>5,905,424.34</u></b>	<b><u>0.00</u></b>	<b><u>5,905,424.34</u></b>
Other non-current assets	138,610.00	0.00	138,610.00
<b>Total Non-Current Assets</b>	<b><u>6,044,034.34</u></b>	<b><u>0.00</u></b>	<b><u>6,044,034.34</u></b>
<b>Total Assets:</b>	<b><u>9,086,322.02</u></b>	<b><u>62,266.30</u></b>	<b><u>8,759,964.88</u></b>
<b>Liabilities and Fund Equity:</b>			
<b>Liabilities:</b>			
Current liabilities	(713,493.64)	(2,848.00)	(58,673.50)
Payroll liabilities	(92,725.66)	0.00	(75,990.86)
Deferred revenue	(81,164.98)	0.00	(81,164.98)
Long-term liabilities	(555,982.00)	0.00	(555,982.00)
<b>Total Liabilities:</b>	<b><u>(1,443,366.28)</u></b>	<b><u>(2,848.00)</u></b>	<b><u>(771,811.34)</u></b>
Equity - Paid In / Contributed	(7,642,955.74)	(59,418.30)	(7,988,153.54)
<b>Total Liabilities and Fund Equity:</b>	<b><u>(9,086,322.02)</u></b>	<b><u>(62,266.30)</u></b>	<b><u>(8,759,964.88)</u></b>
<b>Total Net Position</b>	<b><u>0.00</u></b>	<b><u>0.00</u></b>	<b><u>0.00</u></b>

**TOWN OF EAGAR**  
**Standard Financial Report**  
**50 Utility Enterprise Fund - 04/01/2026 to 04/30/2026**  
**83.33% of the fiscal year has expired**

	<u>Prior Year Actual</u>	<u>Current Period Actual</u>	<u>Current Year Actual</u>	<u>Original Budget</u>	<u>Revised Budget</u>
<b>Income or Expense</b>					
<b>Income From Operations:</b>					
Operating income	1,703,848.27	160,615.83	1,476,220.91	2,023,248.00	0.00
<b>Operating expense</b>					
Water	1,003,297.00	62,866.87	707,850.98	1,436,943.00	0.00
Wastewater	717,068.22	38,330.66	457,440.03	785,244.00	0.00
<b>Total Operating expense</b>	<u>1,720,365.22</u>	<u>101,197.53</u>	<u>1,165,291.01</u>	<u>2,222,187.00</u>	<u>0.00</u>
<b>Total Income From Operations:</b>	<u>(16,516.95)</u>	<u>59,418.30</u>	<u>310,929.90</u>	<u>(198,939.00)</u>	<u>0.00</u>
<b>Non-Operating Items:</b>					
Non-operating income	496,519.48	0.00	34,267.90	0.00	0.00
Non-operating expense	11,155.53	0.00	0.00	500,000.00	0.00
<b>Total Non-Operating Items:</b>	<u>485,363.95</u>	<u>0.00</u>	<u>34,267.90</u>	<u>(500,000.00)</u>	<u>0.00</u>
<b>Total Income or Expense</b>	<u>468,847.00</u>	<u>59,418.30</u>	<u>345,197.80</u>	<u>(698,939.00)</u>	<u>0.00</u>

**TOWN OF EAGAR**  
**Standard Financial Report**  
**60 Enterprise Capital Projects - 04/01/2026 to 04/30/2026**  
**83.33% of the fiscal year has expired**

---

	Prior Year Actual	Current Period Actual	Current Year Actual
<b>Net Position</b>			
<b>Assets:</b>			
<b>Current Assets</b>			
Cash and cash equivalents	6,152.28	0.00	6,152.28
<b>Total Current Assets</b>	<b>6,152.28</b>	<b>0.00</b>	<b>6,152.28</b>
<b>Total Assets:</b>	<b>6,152.28</b>	<b>0.00</b>	<b>6,152.28</b>
<b>Liabilites and Fund Equity:</b>			
Equity - Paid In / Contributed	(6,152.28)	0.00	(6,152.28)
<b>Total Liabilites and Fund Equity:</b>	<b>(6,152.28)</b>	<b>0.00</b>	<b>(6,152.28)</b>
<b>Total Net Position</b>	<b>0.00</b>	<b>0.00</b>	<b>0.00</b>

**TOWN OF EAGAR**  
**Standard Financial Report**  
**91 Governmental Capital Assets - 04/01/2026 to 04/30/2026**  
**83.33% of the fiscal year has expired**

	<u>Prior Year Actual</u>	<u>Current Period Actual</u>	<u>Current Year Actual</u>
<b>Net Position</b>			
<b>Assets:</b>			
<b>Non-Current Assets</b>			
<b>Capital assets</b>			
Work in Process	1,326,346.18	0.00	1,326,346.18
Property	33,364,609.64	0.00	33,364,609.64
Accumulated depreciation	<u>(18,028,627.52)</u>	<u>0.00</u>	<u>(18,028,627.52)</u>
<b>Total Capital assets</b>	<u><b>16,662,328.30</b></u>	<u><b>0.00</b></u>	<u><b>16,662,328.30</b></u>
<b>Total Non-Current Assets</b>	<u><b>16,662,328.30</b></u>	<u><b>0.00</b></u>	<u><b>16,662,328.30</b></u>
<b>Total Assets:</b>	<u><b>16,662,328.30</b></u>	<u><b>0.00</b></u>	<u><b>16,662,328.30</b></u>
<b>Liabilites and Fund Equity:</b>			
Equity - Paid In / Contributed	<u>(16,662,328.30)</u>	<u>0.00</u>	<u>(16,662,328.30)</u>
<b>Total Liabilites and Fund Equity:</b>	<u><b>(16,662,328.30)</b></u>	<u><b>0.00</b></u>	<u><b>(16,662,328.30)</b></u>
<b>Total Net Position</b>	<u><b>0.00</b></u>	<u><b>0.00</b></u>	<u><b>0.00</b></u>

**TOWN OF EAGAR**  
**Standard Financial Report**  
**91 Governmental Capital Assets - 04/01/2026 to 04/30/2026**  
**83.33% of the fiscal year has expired**

	<u>Prior Year Actual</u>	<u>Current Period Actual</u>	<u>Current Year Actual</u>	<u>Original Budget</u>	<u>Revised Budget</u>
<b>Change In Net Position</b>					
<b>Expenditures:</b>					
Miscellaneous	938,880.92	0.00	0.00	0.00	0.00
<b>Total Expenditures:</b>	<u>938,880.92</u>	<u>0.00</u>	<u>0.00</u>	<u>0.00</u>	<u>0.00</u>
<b>Total Change In Net Position</b>	<u>(938,880.92)</u>	<u>0.00</u>	<u>0.00</u>	<u>0.00</u>	<u>0.00</u>

**TOWN OF EAGAR**  
**Standard Financial Report**  
**95 Governmental Long-Term Liabilities - 04/01/2026 to 04/30/2026**  
**83.33% of the fiscal year has expired**

---

	Prior Year Actual	Current Period Actual	Current Year Actual
<b>Net Position</b>			
<b>Liabilites and Fund Equity:</b>			
<b>Liabilities:</b>			
Long-term liabilities	(3,318,295.73)	0.00	(3,318,295.73)
<b>Total Liabilities:</b>	<b>(3,318,295.73)</b>	<b>0.00</b>	<b>(3,318,295.73)</b>
Equity - Paid In / Contributed	3,318,295.73	0.00	3,318,295.73
<b>Total Liabilites and Fund Equity:</b>	<b>0.00</b>	<b>0.00</b>	<b>0.00</b>
<b>Total Net Position</b>	<b>0.00</b>	<b>0.00</b>	<b>0.00</b>

**Town of Eagar**  
**FY25/26 Historical Revenue Report**

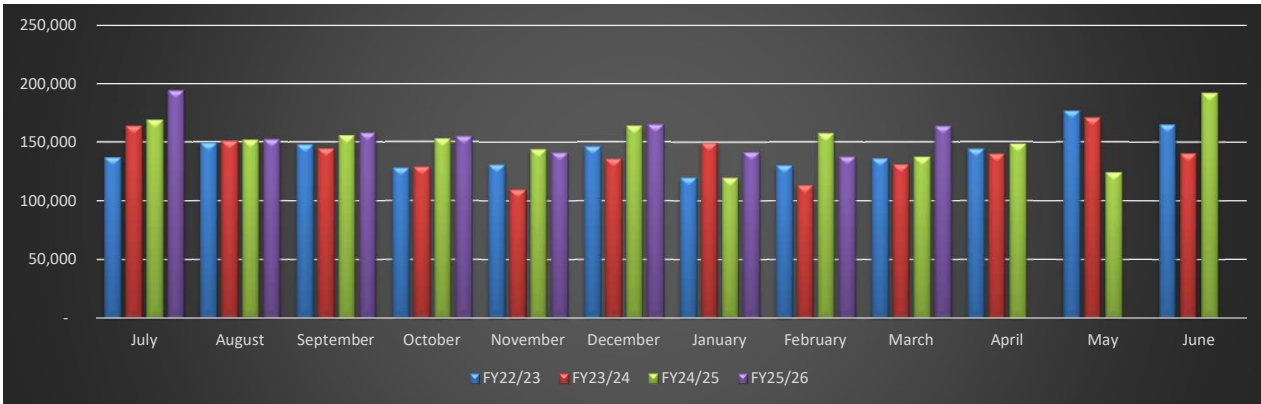
	<b>FY22/23</b>	<b>FY23/24</b>	<b>FY24/25</b>	<b>FY25/26</b>	<b>\$ Difference</b>	<b>% Difference</b>
<b><u>Local Sales Taxes</u></b>						
<i>Budgeted</i>	1,438,268	1,429,711	1,472,602	1,827,972	355,370	24%
July	137,305	164,018	169,239	194,259	25,020	15%
August	149,548	151,156	152,119	152,477	358	0%
September	148,131	144,823	155,958	158,193	2,235	1%
October	127,994	128,957	152,947	154,904	1,958	1%
November	131,137	110,206	144,128	141,530	(2,598)	-2%
December	146,457	135,825	163,939	165,185	1,246	1%
January	120,247	149,624	119,901	141,817	21,916	18%
February	130,497	113,600	157,641	137,634	(20,007)	-13%
March	136,382	131,189	137,627	163,984	26,357	19%
April	144,228	139,821	148,572	-	-	0%
May	176,896	171,034	124,303	-	-	0%
June	165,253	140,773	192,169	-	-	0%
<b>Totals</b>	<b>\$ 1,714,074.79</b>	<b>\$ 1,681,025.98</b>	<b>\$ 1,818,541.79</b>	<b>\$ 1,409,983.65</b>	<b>\$ 56,485.50</b>	<b>4.2%</b>
<b>% Change</b>	<b>9%</b>	<b>-2%</b>	<b>8%</b>	<b>4%</b>		

	<b>FY22/23</b>	<b>FY23/24</b>	<b>FY24/25</b>	<b>FY25/26</b>	<b>\$ Difference</b>	<b>% Difference</b>
<b><u>State Shared Revenues (Shared Sales, Income, VLT)</u></b>						
<i>Budgeted</i>	\$ 1,935,314	\$ 2,100,058	\$ 2,054,239	\$ 1,995,741	(58,498)	-3%
July	\$ 158,799	\$ 182,013	\$ 157,171	\$ 170,194	13,023	8%
August	\$ 162,042	\$ 192,132	\$ 183,467	\$ 166,390	(17,077)	-9%
September	\$ 156,934	\$ 180,744	\$ 167,746	\$ 162,513	(5,234)	-3%
October	\$ 155,460	\$ 187,925	\$ 172,012	\$ 165,852	(6,160)	-4%
November	\$ 156,865	\$ 182,463	\$ 167,093	\$ 156,803	(10,289)	-6%
December	\$ 153,112	\$ 183,884	\$ 167,300	\$ 166,202	(1,098)	-1%
January	\$ 165,096	\$ 135,642	\$ 185,204	\$ 177,063	(8,140)	-4%
February	\$ 153,021	\$ 181,503	\$ 185,253	\$ 160,633	(24,620)	-13%
March	\$ 162,931	\$ 188,423	\$ 173,595	\$ 173,728	134	0%
April	\$ 165,539	\$ 194,588	\$ 198,506	\$ 174,557	(23,949)	-12%
May	\$ 162,788	\$ 191,450	\$ 175,779	-	-	0%
June	\$ 163,562	\$ 185,518	\$ 173,515	-	-	0%
<b>Totals</b>	<b>\$ 1,916,150.00</b>	<b>\$ 2,186,283.42</b>	<b>\$ 2,106,641.25</b>	<b>\$ 1,673,935.73</b>	<b>\$ (83,412.12)</b>	<b>-3.7%</b>
<b>% Change</b>	<b>18%</b>	<b>14%</b>	<b>-4%</b>	<b>-5%</b>		

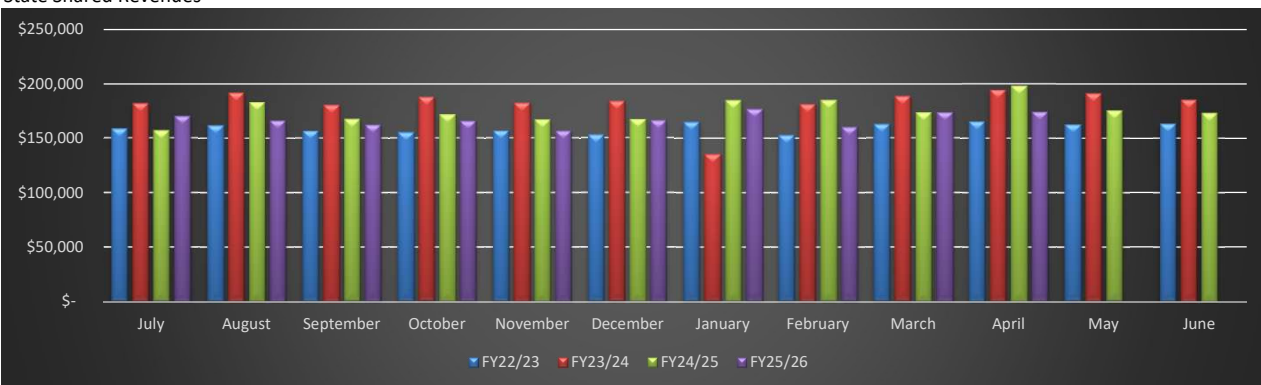
	<b>FY22/23</b>	<b>FY23/24</b>	<b>FY24/25</b>	<b>FY25/26</b>	<b>\$ Difference</b>	<b>% Difference</b>
<b><u>HURF Revenues</u></b>						
<i>Budgeted</i>	\$ 1,302,580	\$ 1,286,988	\$ 1,286,988	\$ 1,261,743	(25,245)	-2%
July	\$ 95,511	\$ 107,203	\$ 107,171	\$ 103,198	(3,973)	-4%
August	\$ 98,106	\$ 99,597	\$ 109,421	\$ 80,253	(29,167)	-27%
September	\$ 102,185	\$ 100,441	\$ 125,149	\$ 105,067	(20,082)	-16%
October	\$ 91,167	\$ 105,254	\$ 96,319	\$ 105,655	9,335	10%
November	\$ 100,378	\$ 95,283	\$ 102,455	\$ 106,450	3,994	4%
December	\$ 109,220	\$ 124,610	\$ 107,024	\$ 108,501	1,478	1%
January	\$ 95,728	\$ 90,340	\$ 103,415	\$ 104,070	654	1%
February	\$ 85,810	\$ 90,678	\$ 92,720	\$ 98,371	5,651	6%
March	\$ 92,396	\$ 97,589	\$ 105,717	\$ 100,511	(5,206)	-5%
April	\$ 110,548	\$ 94,479	\$ 105,755	\$ 94,111	(11,644)	-11%
May	\$ 77,134	\$ 91,651	\$ 97,975	-	-	0%
June	\$ 117,453	\$ 107,171	\$ 125,913	-	-	0%
<b>Totals</b>	<b>\$ 1,175,635.92</b>	<b>\$ 1,204,296.38</b>	<b>\$ 1,279,033.45</b>	<b>\$ 1,006,185.50</b>	<b>\$ (48,960.15)</b>	<b>-4.6%</b>
<b>% Change</b>	<b>-7%</b>	<b>2%</b>	<b>0%</b>	<b>-5%</b>		

<b>FY23</b>	<b>FY24</b>	<b>FY25</b>	<b>FY26</b>
<b>\$ 4,805,861</b>	<b>\$ 5,071,606</b>	<b>\$ 5,204,216</b>	<b>\$ 4,090,105</b>
<b>7.8%</b>	<b>5.5%</b>	<b>2.6%</b>	<b>-4.7%</b>

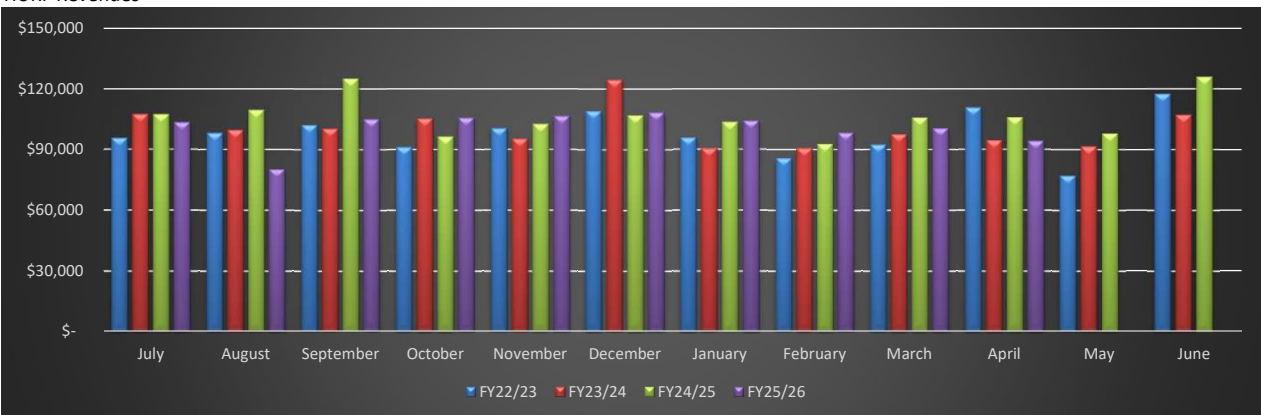
Local Sales Tax



State Shared Revenues



HURF Revenues



# **Town of Eagar**

## **Public Safety Personnel Retirement System**

### **Pension Funding Policy**

The pension funding policy is done in accordance with ARS § 38-863.01. The intent of this policy is to clearly communicate the Council's pension funding objectives and its commitment to our employees and the sound financial management of the Town.

The following terms are used throughout this policy:

**Unfunded Actuarial Accrued Liability (UAAL)** – Is the difference between trust assets and the estimated future cost of pensions earned by employees. This UAAL results from actual results (interest earnings, member mortality, disability rates, etc.) being different from the assumptions used in previous actuarial valuations.

**Annual Required Contribution (ARC)** – Is the annual amount required to pay into the pension funds, as determined through annual actuarial valuations. It is comprised of two primary components: normal pension cost – which is the estimated cost of pension benefits earned by employees in the current year; and, amortization of UAAL – which is the cost needed to cover the unfunded portion of pensions earned by employees in previous years. The UAAL is collected over a period of time referred to as the amortization period. The ARC is a percentage of the current payroll.

**Funded Ratio** – Is a ratio of fund assets to actuarial accrued liability. The higher the ratio the better funded the pension is with 100% being fully funded.

**Intergenerational equity** – Ensures that no generation is burdened by substantially more or less pension costs than past or future generations.

### **Public Safety Personnel Retirement System (PSPRS)**

PSPRS is administered as an agent multiple-employer pension plan. An agent multiple-employer plan has two main functions: 1) to comingle assets of all plans under its administration, thus achieving economy of scale for more cost efficient investments, and invest those assets for the benefit of all members under its administration and 2) serve as the statewide uniform administrator for the distribution of benefits.

Under an agent multiple-employer plan each agency participating in the plan has an individual trust fund reflecting that agencies' assets and liabilities. Under this plan all contributions are deposited to and distributions are made from that fund's assets, each fund has its own funded ratio and contribution rate, and each fund has a unique annual actuarial valuation. The Town of Eagar has two trust funds, one for police employees and one for fire employees.

Council formally accepts the assets, liabilities, and current funding ratio of the Town's PSPRS trust funds from the June 30, 2025 actuarial valuation, which are detailed below.

<b>Trust Fund</b>	<b>Assets</b>	<b>Accrued Liability</b>	<b>Unfunded Actuarial Accrued Liability</b>	<b>Funded Ratio</b>
Eagar Police	\$4,174,971	\$5,927,896	\$1,752,922	70.4%
Eagar Fire	-	-	-	-
<b>Town of Eagar Totals</b>	<b>\$4,174,971</b>	<b>\$5,927,896</b>	<b>\$1,752,922</b>	<b>Assets ÷ Accrued Liability</b>

### PSPRS Funding Goal

Pensions that are less than fully funded place the cost of service provided in earlier periods (amortization of UAAL) on the current taxpayers. Fully funded pension plans are the best way to achieve taxpayer and member intergenerational equity. Most funds in PSPRS are significantly underfunded and falling well short of the goal of intergenerational equity.

### **The Council's PSPRS funding ratio goal is 100% (fully funded) by June 30, 2027.**

Council established this goal for the following reasons:

- The PSPRS trust funds represent only the Town of Eagar's liability.
- The fluctuating cost of an UAAL causes strain on the Town's budget, affecting our ability to provide services.
- A fully funded pension is the best way to achieve taxpayer and member intergenerational equity.

Council has taken the following actions to achieve this goal:

- Maintain required pension payments from operating revenues. The estimated maximum payment for FY26-27 is \$181,809 and will be paid from operating funds without diminishing Town services.

Based on these actions the Council plans to achieve its goal of 100% funding by June 30, 2027, in accordance with the amortization timeline set forth by the PSPRS June 30, 2025 Actuarial Valuation.

# Town of Eagar

## FY2026-27 Tentative Budget in Brief

<b>\$28,153,126</b> Total Tentative Budget	<b>\$9,784,371</b> Increase from FY25-26 Adopted Budget	<b>53%</b> Percent Increase	<b>\$1,500,000</b> Contingency Included
---	--	--------------------------------	--

### Overview

The proposed FY2026-27 tentative budget totals **\$28,158,126**, including **\$1.5 million in contingency**. This represents an increase of **\$9,789,371**, or **53%**, over the FY2025-26 adopted budget of **\$18,368,755**. The increase is primarily driven by grant-funded opportunities and related expenditure authority. Grant expenditures are expected to be offset by grant revenue and would only be incurred if the related funding is awarded or otherwise made available.

The Town prepares the budget using conservative forecasting assumptions. Revenues are estimated slightly below anticipated levels, while expenditures are estimated slightly above expected costs. This approach helps reduce the risk of overspending and provides flexibility for unforeseen conditions.

### Budget by Fund

Fund / Category	FY25-26 Adopted	FY26-27 Tentative	\$ Change	% Change	Primary Reason for Change
General Fund	\$7,333,510	\$5,565,794	(\$1,777,716)	-24%	Decrease primarily due to the FY25-26 payoff of the PSPRS unfunded liability, partially offset by operating increases and salary allocation changes.
HURF Fund	\$2,454,616	\$2,390,347	(\$64,269)	-3%	Operating costs decrease due to salary allocation changes; FY26-27 includes \$350,000 for Udall Street resurfacing and \$500,000 for a potential HURF Exchange project.
Grants Fund	\$5,858,442	\$17,484,991	\$11,626,549	198%	Increase due to anticipated grant-funded infrastructure, fire, broadband, and related projects.
Utilities Fund	\$2,722,187	\$2,716,994	(\$5,193)	-<1%	Personnel and operating costs increase due to salary allocations, but reductions in selected capital and equipment line items offset those increases.
<b>Total Budget</b>	<b>\$18,368,755</b>	<b>\$28,153,126</b>	<b>\$9,784,371</b>	<b>53%</b>	Increase primarily driven by grant-funded opportunities and contingency authority.

### Major Budget Drivers

**General Fund decrease:** The General Fund decreases overall because the FY25-26 budget included a significant one-time PSPRS unfunded liability payment. Revenues are estimated to be stable with the prior year. General Fund operations increase by \$349,284, primarily due to employee cost allocations being updated based on where staff time is expected to be spent. Major capital items include a generator and propane tank for the firehouse, fence between the park and firehouse, electrical installation at the Pond, and updating the sprinkler system at the park.

**HURF funding:** The HURF Fund includes funding for street-related activity, including \$350,000 for Udall Street resurfacing and \$500,000 for a potential HURF Exchange project. If the HURF Exchange funding is not received, the related expenditure would not occur. Revenue is estimated to be relatively stable compared with prior year.

**Grant-funded projects:** The Grants Fund increases by \$11,626,549. The budget includes grant-funded projects such as Spring Line improvements, broadband, South Main Street updates, Industrial Park improvements, fire department staffing, fire apparatus, water infrastructure, stormwater reuse, radios, CDBG, and other smaller or pending grant opportunities.

**Utilities:** The Utilities Fund remains relatively flat overall. Water and sewer operations increase due to salary allocation changes, but the total Utilities Fund budget is slightly lower because of reductions in selected capital and equipment line items. Sewer and water line expansions along Central Avenue have been budgeted.

## Grant-Funded Projects Included in the Tentative Budget

Grant-related expenditures are included to provide budget authority if funding is awarded or otherwise becomes available. Including these amounts in the tentative budget does not mean the Town will spend local funds on those projects without the related revenue source. Grant expenditures are expected to be offset by grant revenues.

Project / Purpose	Budget Amount
Congressional - Spring Line	\$1,500,000
HAWK at 2nd Street and Main	\$221,970
Broadband	\$1,500,000
Stormwater Reuse	\$200,000
EDA Grant - Industrial Park	\$263,034
Water Tender	\$850,000
Type 1 Fire Engine	\$1,300,000
South Main Street Updates	\$3,652,000
Congressional - Industrial Park	\$3,000,000
SAFER - Fire Department Staffing	\$2,302,244
BRIC Water Infrastructure	\$349,972
Type 6 Brush Truck	\$277,500
Radios	\$97,271
CDBG	\$184,000
Other / Smaller Grants	\$102,000
Unanticipated Grants	\$1,000,000

## Interfund Transfers

Interfund Transfers for FY26-27 include a \$150,000 transfer from the General Fund to the HURF Fund to pay for a portion of the Udall Street resurfacing.

## Contingency


The tentative budget includes **\$1.5 million in contingency** across the budget. Contingency is budget authority reserved for unanticipated needs or emergencies. It does not require the Town to spend the funds and does not authorize a specific project unless later approved or directed through the Town's normal procedures.

## Budget Process

Date	Action
June 2, 2026	Tentative budget adoption. Adoption of the tentative budget sets the maximum expenditure authority for the final budget.
July 7, 2026	Final budget adoption. The final budget may include changes and may be reduced, but total expenditures may not be increased above the tentative budget total.

# Summary Tables

## Revenue and Expenditures All Funds

							
Town of Eagar Revenues and Expenditures, excludes transfers FY 2027 Tentative Budget							
ALL FUNDS	FY 2024 Actual	FY 2025 Actual	FY 2026 Budget	FY 2026 YE Estimate	FY 2027 Budget	\$ Change, Budget	% Change, Budget
<b>REVENUES</b>							
General Fund	6,775,795	5,119,617	5,464,413	4,694,925	5,403,032	(61,381)	-1%
HURF Fund	1,222,247	1,245,831	1,764,743	1,221,246	1,724,882	(39,861)	-2%
Grant Fund	268,482	486,385	5,858,442	5,858,442	17,484,991	11,626,549	198%
Utility Fund	1,747,805	1,703,849	2,078,740	1,803,745	2,032,705	(46,035)	-2%
<b>Total Revenues</b>	<b>10,014,329</b>	<b>8,555,682</b>	<b>15,166,338</b>	<b>13,578,358</b>	<b>26,645,610</b>	11,479,272	76%
<b>EXPENDITURES</b>							
General Fund	4,376,819	4,469,385	7,333,510	5,311,518	5,565,794	(1,767,716)	-24%
HURF Fund	1,620,150	1,190,772	2,454,616	1,412,501	2,390,347	(64,269)	-3%
Grant Fund	163,045	361,187	5,858,442	5,858,442	17,484,991	11,626,549	198%
Utility Fund	1,320,945	1,316,775	2,722,187	1,646,620	2,716,994	(5,193)	0%
<b>Total Expenditures</b>	<b>7,480,959</b>	<b>7,338,119</b>	<b>18,368,755</b>	<b>14,229,080</b>	<b>28,158,126</b>	9,789,371	53%
<b>Ending Balance</b>							
Net Change in Fund Balance	2,533,370	1,217,563	(3,202,417)	(650,722)	(1,512,516)	(Budgeted Carryforward)	
Fund Balance at the Start of the Year	7,625,676	10,159,046	11,376,609	11,376,609	10,725,887		
<b>Fund Balance - Ending</b>	<b>10,159,046</b>	<b>11,376,609</b>	<b>8,174,192</b>	<b>10,725,887</b>	<b>9,213,371</b>		

## General Fund



### Town of Eagar General Fund Summary FY 2027 Tentative Budget

GENERAL FUND	FY 2024 Actual	FY 2025 Actual	FY 2026 Budget	FY 2026 YE Estimate	FY 2027 Budget	\$ Change, Budget	% Change, Budget
<b>OPERATING REVENUES</b>							
Local Taxes	1,681,026	1,818,542	1,827,972	1,920,692	1,824,657	(3,315)	0%
Intergovernmental	2,364,469	2,477,832	2,575,741	2,239,270	2,472,675	(103,066)	-4%
Rents/Royalties	178,168	59,479	167,300	68,078	137,300	(30,000)	-18%
Charge for service	22,415	48,206	76,800	24,140	76,800	-	0%
Recreation/events	2,780	4,700	1,000	660	1,000	-	0%
Fees & Permits	90,939	121,336	156,950	126,320	156,950	-	0%
Fines & Forfeitures	13,914	24,126	10,500	16,152	10,500	-	0%
Donations	36,322	121,715	15,000	11,079	15,000	-	0%
Misc Revenue	2,070,005	412,181	633,150	250,614	708,150	75,000	12%
<b>Total Revenues</b>	<b>6,460,038</b>	<b>5,088,117</b>	<b>5,464,413</b>	<b>4,657,005</b>	<b>5,403,032</b>	<b>(61,381)</b>	<b>-1%</b>
<b>OPERATING EXPENDITURES</b>							
Town Council	25,973	36,197	27,829	26,377	28,329	500	2%
General Government	253,421	470,772	333,280	190,549	390,000	56,720	17%
Magistrate	55,951	81,333	113,143	99,685	115,569	2,426	2%
Town Manager	66,737	76,612	78,010	64,531	75,986	(2,024)	-3%
Town Clerk	47,723	59,579	66,703	61,520	114,388	47,685	71%
Community Development	206,213	195,299	235,558	229,803	256,252	20,694	9%
Finance	128,580	145,857	168,304	146,829	175,937	7,633	5%
Police	1,052,266	1,114,268	1,399,211	1,235,770	1,514,284	115,073	8%
Fire	562,241	525,316	1,100,035	892,470	1,132,355	32,320	3%
Animal Control	-	38,510	97,098	61,972	103,197	6,099	6%
Parks	63,408	58,644	62,500	56,974	86,500	24,000	38%
Facilities	379,825	381,662	460,829	379,769	523,048	62,219	14%
Fleet	177,116	97,181	71,010	60,996	51,949	(19,061)	-27%
<b>Total Expenditures</b>	<b>3,019,454</b>	<b>3,281,230</b>	<b>4,213,510</b>	<b>3,507,242</b>	<b>4,567,794</b>	<b>354,284</b>	<b>8%</b>
<b>Net General Fund Operations</b>	<b>3,440,584</b>	<b>1,806,887</b>	<b>1,250,903</b>	<b>1,149,763</b>	<b>835,238</b>	<b>(415,665)</b>	<b>-33%</b>
<b>One-time sources (uses)</b>							
Contingency	-	-	(500,000)	-	(500,000)	-	0%
Purchase Capital Items	(916,746)	(688,155)	(820,000)	(308,329)	(548,000)	272,000	-33%
PSPRS Additional Contribution	(500,000)	(500,000)	(1,800,000)	(1,466,938)	-	1,800,000	-100%
<b>Total One-time sources (uses)</b>	<b>(1,416,746)</b>	<b>(1,188,155)</b>	<b>(3,120,000)</b>	<b>(1,775,267)</b>	<b>(1,048,000)</b>	<b>2,072,000</b>	<b>-66%</b>
<b>Ending Balance</b>							
Net Change in Fund Balance	2,023,838	618,732	(1,869,097)	(625,504)	(212,762)	1,656,335	(Budgeted Carryforward)
Fund Balance at the Start of the Year	905,371	2,929,209	3,547,941	3,547,941	2,922,437		
<b>Fund Balance - Ending</b>	<b>2,929,209</b>	<b>3,547,941</b>	<b>1,678,844</b>	<b>2,922,437</b>	<b>2,709,675</b>		

## HURF Fund



**Town of Eagar**  
**HURF Summary**  
**FY 2027 Tentative Budget**

HURF FUND	FY 2024 Actual	FY 2025 Actual	FY 2026 Budget	FY 2026 YE Estimate	FY 2027 Budget	\$ Change, Budget	% Change, Budget
<b>REVENUES</b>							
Highway User Revenue (HURF)	1,204,296	1,245,831	1,261,743	1,218,246	1,221,882	(39,861)	-3%
HURF Exchange	-	-	500,000	-	500,000	-	0%
HURF Reimbursement	-	-	-	-	-	-	0%
Other	17,951	-	3,000	3,000	3,000	-	0%
Transfer in from the General Fund	-	-	-	-	-	-	0%
<b>Total Revenues</b>	<b>1,222,247</b>	<b>1,245,831</b>	<b>1,764,743</b>	<b>1,221,246</b>	<b>1,724,882</b>	<b>(39,861)</b>	<b>-2%</b>
<b>EXPENDITURES</b>							
Operating	914,520	1,005,791	1,504,616	1,228,492	1,040,347	(464,269)	-31%
Capital Expenditures	705,630	184,981	450,000	184,009	350,000	(100,000)	-22%
HURF Exchange	-	-	-	-	500,000	500,000	0%
Contingency	-	-	500,000	-	500,000	-	0%
<b>Total Expenditures</b>	<b>1,620,150</b>	<b>1,190,772</b>	<b>2,454,616</b>	<b>1,412,501</b>	<b>2,390,347</b>	<b>(64,269)</b>	<b>-3%</b>
<b>Ending Balance</b>							
Net Change in Fund Balance	(397,903)	55,059	(689,873)	(191,255)	(665,465)	(Budgeted Carryforward)	
Fund Balance at the Start of the Year	550,177	152,274	207,333	207,333	16,079		
<b>Fund Balance - Ending</b>	<b>152,274</b>	<b>207,333</b>	<b>(482,540)</b>	<b>16,079</b>	<b>(649,387)</b>		

## Grants Fund



**Town of Eagar**  
**Grants Fund Summary**  
**FY 2027 Tentative Budget**

GRANT FUND	FY 2024 Actual	FY 2025 Actual	FY 2026 Budget	FY 2026 YE Estimate	FY 2027 Budget	\$ Change, Budget	% Change, Budget
<b>REVENUES</b>							
Grant Revenue	-	232,197	1,884,989	1,884,989	-	(1,884,989)	-100%
UNSPECIFIED GRANT REVENUE	268,482	254,188	3,973,453	3,973,453	17,484,991	13,511,538	340%
INTERFUND/DEPT TRANSFERS	-	1	-	-	-	-	0%
<b>Total Revenues</b>	<b>268,482</b>	<b>486,385</b>	<b>5,858,442</b>	<b>5,858,442</b>	<b>17,484,991</b>	<b>11,626,549</b>	<b>198%</b>
<b>EXPENDITURES</b>							
Grant Expenditures	163,045	287,171	4,858,442	4,858,442	17,484,991	12,626,549	260%
Contingency	-	74,016	1,000,000	1,000,000	-	(1,000,000)	-100%
<b>Total Expenditures</b>	<b>163,045</b>	<b>361,187</b>	<b>5,858,442</b>	<b>5,858,442</b>	<b>17,484,991</b>	<b>11,626,549</b>	<b>198%</b>
<b>Ending Balance</b>							
Net Change in Fund Balance	105,437	125,198	-	-	-	(Budgeted Carryforward)	
Fund Balance at the Start of the Year	(190,047)	(84,610)	40,588	40,588	40,588		
<b>Fund Balance - Ending</b>	<b>(84,610)</b>	<b>40,588</b>	<b>40,588</b>	<b>40,588</b>	<b>40,588</b>		

## Utilities Fund



**Town of Eagar**  
**Utilities Fund Summary**  
**FY 2027 Tentative Budget**

UTILITIES FUND	FY 2024 Actual	FY 2025 Actual	FY 2026 Budget	FY 2026 YE Estimate	FY 2027 Budget	\$ Change, Budget	% Change, Budget
<b>REVENUES</b>							
Water Sales	949,122	966,115	1,108,762	1,064,631	1,062,727	(46,035)	-4%
Water Connections	19,576	31,336	25,000	18,000	25,000	-	0%
Water Service Charges	9,080	9,720	14,000	6,020	14,000	-	0%
Sewer Service Charges	615,435	667,324	676,979	690,951	676,979	-	0%
Sewer Connections	18,000	18,000	25,000	10,800	25,000	-	0%
Penalties	10,876	11,017	9,000	6,107	9,000	-	0%
Other	125,716	337	220,000	7,235	220,000	-	0%
Transfers In from the General Fund	-	-	-	-	-	-	0%
<b>Total Revenues</b>	<b>1,747,805</b>	<b>1,703,849</b>	<b>2,078,740</b>	<b>1,803,745</b>	<b>2,032,705</b>	<b>(46,035)</b>	<b>-2%</b>
<b>EXPENDITURES</b>							
Water Operations	848,431	791,111	1,016,943	875,846	1,021,130	4,187	0%
Sewer Operations	472,514	527,891	575,244	539,343	695,864	120,620	21%
Water Capital	-	(11,526)	420,000	151,431	300,000	(120,000)	-29%
Sewer Capital	-	9,299	210,000	80,000	200,000	(10,000)	-5%
Contingency	-	-	500,000	-	500,000	-	0%
<b>Total Expenditures</b>	<b>1,320,945</b>	<b>1,316,775</b>	<b>2,722,187</b>	<b>1,646,620</b>	<b>2,716,994</b>	<b>(5,193)</b>	<b>0%</b>
<b>Ending Balance</b>							
Net Change in Fund Balance	426,860	387,074	(643,447)	157,125	(684,289)		(Budgeted Carryforward)
Fund Balance at the Start of the Year	6,360,175	6,787,035	7,174,109	7,174,109	7,331,234		
<b>Fund Balance - Ending</b>	<b>6,787,035</b>	<b>7,174,109</b>	<b>6,530,662</b>	<b>7,331,234</b>	<b>6,646,945</b>		

**Town of Eagar**  
**Summary Schedule of estimated revenues and expenditures/expenses**  
**Fiscal year 2027**

Fiscal year	S c h	Funds				
		General Fund	Special Revenue Fund	Enterprise Funds Available	Total all funds	
2026	E	1	7,333,510	8,313,058	2,722,187	18,368,755
2026	E	2	5,300,508	6,270,943	1,646,620	13,218,071
2027		3	3,812,762	615,465	684,289	5,112,516
2027	B	4	0	0	0	0
2027	B	5				0
2027	C	6	5,403,032	19,209,873	2,532,705	27,145,610
2027	D	7	0	0	0	0
2027	D	8	0	0		0
2027	D	9	0	150,000	0	150,000
2027	D	10	150,000	0	0	150,000
2027			Line 11: Reduction for fund balance reserved for future budget year expenditures			
			Maintained for future debt retirement			0
			Maintained for future capital projects			0
		11	3,500,000	100,000	500,000	4,100,000
			Maintained for future retirement contributions			0
						0
2027		12	5,565,794	19,875,338	2,716,994	28,158,126
2027	E	13	5,565,794	19,875,338	2,716,994	28,158,126

**Expenditure limitation comparison**

	2026	2027
1 Budgeted expenditures/expenses	\$ 18,368,755	\$ 28,158,126
2 Add/subtract: estimated net reconciling items		
3 Budgeted expenditures/expenses adjusted for reconciling items	18,368,755	28,158,126
4 Less: estimated exclusions		
5 Amount subject to the expenditure limitation	\$ 18,368,755	\$ 28,158,126
6 EEC expenditure limitation	\$ 18,368,755	\$ 28,158,126

The city/town does not levy property taxes and does not have special assessment districts for which property taxes are levied. Therefore, Schedule B has been omitted.

\* Includes expenditure/expense adjustments approved in the current year from Schedule E.

\*\* Includes actual amounts as of the date the proposed budget was prepared, adjusted for estimated activity for the remainder of the fiscal year.

\*\*\* Amounts on this line represent beginning fund balance/(deficit) or net position/(deficit) amounts except for nonspendable amounts (e.g., prepaids and inventories) or amounts legally or contractually required to be maintained intact (e.g., principal of a permanent fund).

Acct No	Account Description	2024 Actual	2025 Actual	2026 Budget	2026	2027 Budget	\$ Change, Budget	% Change, Budget	Comments
					Estimated YE Actual				
<b>GENERAL FUND REVENUES</b>									
10-31-100	STATE SALES TAX	666,724	680,588	663,423	595,156	633,774	(29,649)	-4%	
10-31-200	CITY SALES TAX	1,681,026	1,818,542	1,827,972	1,920,692	1,824,657	(3,315)	0%	
10-32-200	URBAN REVENUE	1,170,998	943,874	882,879	882,879	887,387	4,508	1%	
10-32-300	AUTO LIEU	412,269	449,319	449,439	412,634	451,513	2,074	0%	
10-32-400	STATE/FED WILDLAND FIRE	114,478	97,241	100,000	116,693	100,000	-	0%	
10-32-450	OTHER INTERGOVERNMENTAL REVENUE	308,279	306,810	480,000	231,908	400,000	(80,000)	-17%	
10-32-500	PROP 207	-	-	-	-	-	-		
10-33-200	COMMUNICATION TOWERS	58,144	52,170	50,000	54,196	50,000	-	0%	
10-33-300	CINDER PIT ROYALTIES	879	756	1,000	368	1,000	-	0%	
10-33-575	PARK PAVILION RENTAL	340	728	500	776	500	-	0%	
10-33-600	LAND LEASE PAYMENTS	5,840	5,825	5,800	12,738	5,800	-	0%	
10-33-625	BASHAS LEASE	112,965	-	110,000	-	80,000	(30,000)	-27%	
10-34-100	CEMETERY - OPEN/CLOSE	9,530	6,820	12,500	9,960	12,500	-	0%	
10-34-125	CEMETERY - PLOT PURCHASE	7,905	5,715	20,000	14,000	20,000	-	0%	
10-34-150	CEMETERY - TRANSFR/RECORD FEE	130	110	300	180	300	-	0%	
10-34-501	FIRE EDUCATION	4,850	400	4,000	-	4,000	-	0%	
10-35-200	RACQUETBALL	1,130	1,180	500	460	500	-	0%	
10-35-400	SUMMER REC PROGRAM	1,650	3,520	500	200	500	-	0%	
10-36-300	PARKS & REC SURCHARGE	59,644	81,733	100,000	84,376	100,000	-	0%	
10-36-400	SIGN/FENCE PERMIT	235	125	200	300	200	-	0%	
10-36-500	BUILDING PERMITS	28,900	36,518	55,000	40,164	55,000	-	0%	
10-36-550	ZONING FEES	-	-	250	-	250	-	0%	
10-36-600	BUSINESS LICENSE	2,060	2,730	1,500	1,480	1,500	-	0%	
10-36-650	PEDDLERS LICENSE	100	230	-	-	-	-		
10-37-100	MAGISTRATE CLERK SERVICES	8,796	35,161	40,000	37,920	40,000	-	0%	
10-37-200	COURT FINES	13,864	24,126	7,000	15,052	7,000	-	0%	
10-37-300	DEFERRED PROSECUTION	-	-	3,000	1,100	3,000	-	0%	
10-37-400	JUDGEMENTS	50	-	500	-	500	-	0%	
10-38-111	FIRE DEPT DONATIONS	16,022	54,015	-	5,425	-	-		
10-38-121	CHRISTMAS DONATIONS	-	-	-	350	-	-		
10-38-181	RVRU DONATIONS	-	15,000	-	-	-	-		
10-38-302	FIREWORKS DONATIONS	20,000	52,700	15,000	5,304	15,000	-	0%	
10-38-400	SALE OF ASSETS / INVENTORY	(1,318)	31,500	-	-	-	-		
10-38-500	LGIP INTEREST EARNED	361,914	368,985	125,000	250,614	200,000	75,000	60%	
10-39-200	COPY/FAX FEE	20	26	150	-	150	-	0%	
10-39-400	SALE OF ASSETS / INVENTORY	44,110	-	3,000	-	3,000	-	0%	
10-39-410	MPC LAND SALE	10,000	5,000	5,000	-	5,000	-	0%	
10-39-700	MISC.	3,765	38,170	500,000	-	500,000	-	0%	Misc/Unanticipated
10-39-720	CARES/ARPA	1,650,196	-	-	-	-	-		
<b>TOTAL GF REVENUE</b>		<b>6,775,795</b>	<b>5,119,617</b>	<b>5,464,413</b>	<b>4,694,925</b>	<b>5,403,032</b>	<b>(61,381)</b>	<b>-1%</b>	

**GENERAL FUND EXPENDITURES**

					2026 Estimated YE		\$ Change, Budget	% Change, Budget	Comments
		2024 Actual	2025 Actual	2026 Budget	Actual	2027 Budget			
<b>COUNCIL</b>									
10-40-101	SALARIES & WAGES	11,716	10,945	12,000	12,000	12,000	-	0%	
10-40-121	FICA	771	864	919	919	919	-	0%	
10-40-124	WORKERS COMPENSATION INSURANCE	203	199	310	310	310	-	0%	
10-40-310	OFFICE SUPPLIES	82	3,768	100	100	100	-	0%	
10-40-399	OTHER	669	-	500	356	500	-	0%	
10-40-520	PRINTING & ADVERTISING	346	-	200	-	200	-	0%	
10-40-580	DUES & SUBSCRIPTIONS	8,277	16,356	8,500	8,500	9,000	500	6%	
10-40-585	TRAINING & TRAVEL	1,205	258	1,000	983	1,000	-	0%	
10-40-596	BEAUTIFICATION COMMITTEE	732	546	800	867	800	-	0%	
10-40-610	ECONOMIC DEVELOPMENT	1,456	1,440	1,500	1,342	1,500	-	0%	
10-40-695	EMPLOYEE/CITIZEN AWARDS	516	1,821	2,000	1,000	2,000	-	0%	
<b>TOTAL COUNCIL</b>		<b>25,973</b>	<b>36,197</b>	<b>27,829</b>	<b>26,377</b>	<b>28,329</b>	500	2%	

					2026 Estimated YE		\$ Change, Budget	% Change, Budget	Comments
		2024 Actual	2025 Actual	2026 Budget	Actual	2027 Budget			
<b>GENERAL GOVERNMENT</b>									
10-41-398	COPY MACHINE LEASE	462	560	2,000	2,553	2,600	600	30%	
10-41-399	OTHER	17,704	15,612	56,280	64	30,000	(26,280)	-47%	
10-41-400	COPY PAPER	-	-	3,000	1,688	3,000	-	0%	
10-41-401	EPSON/LAMINATOR SUPPLIES	-	-	-	-	-	-		
10-41-500	GENERAL INSURANCE	47,071	37,739	35,000	37,739	40,000	5,000	14%	
10-41-501	INSURANCE DEDUCTIBLES	-	9,721	2,500	2,500	2,500	-	0%	
10-41-520	PRINTING & PROMO ITEMS	-	-	500	-	500	-	0%	
10-41-570	PROFESSIONAL & TECHNICAL SRV	22,482	13,098	-	35,100	40,000	40,000		Tax Auditors, DOR Tax System
10-41-571	ATTORNEY	37,537	33,340	30,000	34,020	35,000	5,000	17%	
10-41-572	COMPUTER SUPPORT	36,952	25,580	30,000	31,157	32,000	2,000	7%	Revver 2k
10-41-573	AZ OPENBOOKS WEB AGREEMENT	1,000	1,000	1,000	-	-	(1,000)		
10-41-574	DOR FEE	11,237	-	13,000	11,237	13,000	-	0%	
10-41-575	COMP/EVENT CONTINGENCY	-	74	5,000	-	5,000	-	0%	
10-41-578	SENIOR CITIZEN CENTER	-	-	-	-	26,400	26,400		Meals
10-41-595	EAGAR DAYS	5,736	7,980	5,000	7,980	10,000	5,000	100%	
10-41-598	PSPRS ADDITIONAL CONTRIBUTION	500,000	500,000	1,800,000	1,466,938	-	(1,800,000)		
10-41-620	MPC EXP UNRELATED TO BONDS	25,440	20,333	50,000	26,511	50,000	-	0%	15k utilities, 35k maintenance on buildings
10-41-625	MPC CAPITAL IMPROVEMENTS	38,302	305,735	100,000	-	100,000	-	0%	Misc
10-41-750	PC-COMPUTER EQUIPMENT	9,498	-	-	-	-	-		
10-41-910	MPC - PRINCIPAL	-	-	-	-	-	-		
10-41-920	MPC - INTEREST	-	-	-	-	-	-		
10-41-995	INTER- FUND/DEPT TRANSFERS	-	-	-	-	-	-		
<b>TOTAL GENERAL GOVERNMENT</b>		<b>753,421</b>	<b>970,772</b>	<b>2,133,280</b>	<b>1,657,487</b>	<b>390,000</b>	(1,743,280)	-82%	

				2026					
		2024 Actual	2025 Actual	2026 Budget	Estimated YE Actual	2027 Budget	\$ Change, Budget	% Change, Budget	Comments
<b>MAGISTRATE</b>									
10-42-101	SALARIES & WAGES	40,673	52,841	55,996	59,792	57,048	1,052	2%	
10-42-121	FICA	2,696	3,891	4,283	4,478	4,364	81	2%	
10-42-123	RETIREMENT FUND	3,273	4,736	8,162	4,958	8,369	207	3%	
10-42-124	WORKERS COMP INS	59	85	139	91	105	(34)	-24%	
10-42-125	HEALTH ACCIDENT & LIFE INS	399	14,657	29,081	20,226	30,201	1,120	4%	
10-42-126	STATE UNEMPLOYMENT INSURANCE	119	58	82	48	82	-	0%	
10-42-310	OFFICE SUPPLIES	(463)	725	500	633	500	-	0%	
10-42-399	OTHER	-	-	-	-	-	-		
10-42-520	PRINTING & ADVERTISING	-	-	-	-	-	-		
10-42-525	POSTAGE & FREIGHT	222	263	300	77	300	-	0%	
10-42-530	COURT COSTS	1,656	1,273	6,000	7,957	6,000	-	0%	
10-42-570	PROFESSIONAL & TECHNICAL SRV	-	1,400	-	700	-	-		
10-42-571	INDIGENT ATTORNEY	6,853	677	7,500	-	7,500	-	0%	
10-42-580	DUES & SUBSCRIPTIONS	50	25	100	50	100	-	0%	
10-42-585	TRAINING & TRAVEL	414	702	1,000	675	1,000	-	0%	
10-42-710	PC-OFFICE FURNITURE & EQUIP	-	-	-	-	-	-		
10-42-710	Expense Reimbursement	-	-	-	-	-	-		
<b>TOTAL MAGISTRATE</b>		<b>55,951</b>	<b>81,333</b>	<b>113,143</b>	<b>99,685</b>	<b>115,569</b>	<b>2,426</b>	<b>2%</b>	

				2026					
		2024 Actual	2025 Actual	2026 Budget	Estimated YE Actual	2027 Budget	\$ Change, Budget	% Change, Budget	Comments
<b>TOWN MANAGER</b>									
10-43-101	SALARIES & WAGES	36,617	46,172	41,562	35,739	42,011	449	1%	
10-43-121	FICA	2,840	4,065	3,179	3,052	3,214	35	1%	
10-43-123	RETIREMENT FUND	8,614	10,339	7,947	7,976	8,264	317	4%	
10-43-124	WORKERS COMP INS	104	129	112	99	117	5	4%	
10-43-125	HEALTH ACCIDENT & LIFE INS	7,507	7,119	9,597	6,841	9,967	370	4%	
10-43-126	STATE UNEMPLOYMENT INSURANCE	32	21	13	27	13	-	0%	
10-43-310	OFFICE SUPPLIES	2,359	546	1,000	885	1,000	-	0%	
10-43-511	CELL/ VEHICLE STIPEND	7,200	7,200	7,200	7,200	7,200	-	0%	
10-43-520	PRINTING & ADVERTISING	200	-	200	-	200	-	0%	
10-43-573	COMPUTER SUPPORT - HARDWARE & SOFTWARE	-	-	3,200	2,667	-	(3,200)		
10-43-575	CONTRIBUTIONS	400	600	1,000	-	1,000	-	0%	
10-43-580	DUES & SUBSCRIPTIONS	95	-	1,000	-	1,000	-	0%	
10-43-585	TRAINING & TRAVEL	769	421	2,000	45	2,000	-	0%	
<b>TOTAL TOWN MANAGER</b>		<b>66,737</b>	<b>76,612</b>	<b>78,010</b>	<b>64,531</b>	<b>75,986</b>	<b>(2,024)</b>	<b>-3%</b>	

				2026						
		2024 Actual	2025 Actual	2026 Budget	Estimated YE Actual	2027 Budget	\$ Change, Budget	% Change, Budget	Comments	
<b>TOWN CLERK</b>										
10-44-101	SALARIES & WAGES	21,294	23,809	23,741	29,440	56,148	32,407	137%	Updated Salary Allocations	
10-44-121	FICA	1,299	1,677	1,816	2,103	4,295	2,479	137%		
10-44-123	RETIREMENT FUND	3,641	4,032	4,670	4,986	11,044	6,374	136%		
10-44-124	WORKERS COMP INS	51	57	66	72	156	90	136%		
10-44-125	HEALTH ACCIDENT & LIFE INS	8,971	9,180	9,597	10,049	18,121	8,524	89%		
10-44-126	STATE UNEMPLOYMENT INSURANCE	27	19	13	24	24	11	85%		
10-44-310	OFFICE SUPPLIES	618	737	1,000	930	6,000	5,000	500%		Fire proof cabinet
10-44-511	CELL PHONES	-	-	-	-	-	-	-		
10-44-520	PRINTING & ADVERTISING	1,701	1,205	2,000	1,953	2,000	-	0%		
10-44-525	POSTAGE & FREIGHT	16	-	100	10	100	-	0%		
10-44-570	PROFESSIONAL & TECHNICAL SRV	4,188	1,508	4,000	1,400	2,000	(2,000)	-50%		AV Capture 1,400
10-44-571	CODE REVISIONS	-	3,781	11,200	2,168	3,000	(8,200)	-73%		Civic Plus 2,200
10-44-572	ELECTION SUPPLIES & SERVICES	-	3,956	2,500	2,500	2,500	-	0%		
10-44-580	DUES & SUBSCRIPTIONS	366	996	2,000	2,000	5,000	3,000	150%	Open Meeting 3,750, Revver 1200	
10-44-585	TRAINING & TRAVEL	5,551	8,622	4,000	3,885	4,000	-	0%		
<b>TOTAL TOWN CLERK</b>		<b>47,723</b>	<b>59,579</b>	<b>66,703</b>	<b>61,520</b>	<b>114,388</b>	<b>47,685</b>	<b>71%</b>		

				2026					
		2024 Actual	2025 Actual	2026 Budget	Estimated YE Actual	2027 Budget	\$ Change, Budget	% Change, Budget	Comments
<b>COMMUNITY DEVELOPMENT</b>									
10-45-101	SALARIES & WAGES	113,878	102,946	122,737	119,931	127,921	5,184	4%	Permit Plans IWORQ 7k, Real AZ 5k
10-45-121	FICA	7,045	7,360	9,390	8,502	9,786	396	4%	
10-45-123	RETIREMENT FUND	17,726	15,672	24,143	18,403	25,162	1,019	4%	
10-45-124	WORKERS COMP INS	273	247	1,219	293	1,234	15	1%	
10-45-125	HEALTH ACCIDENT & LIFE INS	54,115	44,823	54,307	56,958	56,387	2,080	4%	
10-45-126	STATE UNEMPLOYMENT INSURANCE	166	115	82	72	82	-	0%	
10-45-300	CLOTHING ALLOWANCE	81	133	-	-	-	-	-	
10-45-310	OFFICE SUPPLIES	1,104	1,254	1,000	459	1,000	-	0%	
10-45-399	OTHER	29	-	50	50	50	-	0%	
10-45-511	CELL PHONES	1,035	1,361	1,080	1,182	1,080	-	0%	
10-45-520	PRINTING & ADVERTISING	380	1,519	2,500	1,386	2,500	-	0%	
10-45-525	POSTAGE & FREIGHT	-	-	50	23	50	-	0%	
10-45-570	PROFESSIONAL & TECHNICAL SRV	-	1,450	5,000	1,450	10,000	5,000	100%	
10-45-580	DUES & SUBSCRIPTIONS	9,357	13,447	13,000	18,315	18,000	5,000	38%	
10-45-585	TRAINING & TRAVEL	1,024	4,972	1,000	2,780	3,000	2,000	200%	
10-45-750	PC-COMPUTER EQUIPMENT	-	-	20,000	-	-	(20,000)	-	
<b>TOTAL COMMUNITY DEVELOPMENT</b>		<b>206,213</b>	<b>195,299</b>	<b>255,558</b>	<b>229,803</b>	<b>256,252</b>	<b>694</b>	<b>0%</b>	

				2026					
		2024 Actual	2025 Actual	2026 Budget	Estimated YE	2027 Budget	\$ Change,	% Change,	Comments
					Actual		Budget	Budget	
<b>FINANCE</b>									
10-46-101	SALARIES & WAGES	81,975	84,622	89,726	88,635	91,199	1,473	2%	
10-46-121	FICA	5,430	6,366	6,864	6,847	6,977	113	2%	
10-46-123	RETIREMENT FUND	14,899	15,776	17,649	16,687	17,939	290	2%	
10-46-124	WORKERS COMP INS	197	203	249	219	254	5	2%	
10-46-125	HEALTH ACCIDENT & LIFE INS	12,361	11,221	14,682	11,914	16,435	1,753	12%	
10-46-126	STATE UNEMPLOYMENT INSURANCE	112	75	54	55	53	(1)	-2%	
10-46-300	CLOTHING ALLOWANCE	216	274	-	-	-	-		
10-46-310	OFFICE SUPPLIES	744	2,276	1,000	338	2,500	1,500	150%	Computer
10-46-399	OTHER	2,198	1,672	250	152	250	-	0%	
10-46-511	CELL PHONES	1,080	1,035	1,080	1,080	1,080	-	0%	
10-46-520	PRINTING & ADVERTISING	1,220	975	1,000	-	1,000	-	0%	
10-46-525	POSTAGE, FREIGHT & FEES	996	835	1,250	632	1,250	-	0%	
10-46-526	BANKING FEES	3,797	4,146	4,000	4,337	5,000	1,000	25%	
10-46-570	PROFESSIONAL & TECHNICAL SRV	-	58	5,000	-	5,000	-	0%	
10-46-571	AUDIT	-	11,375	18,000	8,814	18,000	-	0%	
10-46-574	COMPUTER SUPT-HARD & SOFTWARE	-	-	-	1,547	1,500	1,500		
10-46-580	DUES & SUBSCRIPTIONS	381	540	1,500	495	1,500	-	0%	Revver 1200
10-46-585	TRAINING & TRAVEL	2,974	4,408	6,000	5,079	6,000	-	0%	
<b>TOTAL FINANCE</b>		<b>128,580</b>	<b>145,857</b>	<b>168,304</b>	<b>146,829</b>	<b>175,937</b>	<b>7,633</b>	<b>5%</b>	

				2026					
		2024 Actual	2025 Actual	2026 Budget	Estimated YE	2027 Budget	\$ Change,	% Change,	Comments
					Actual		Budget	Budget	
<b>POLICE</b>									
10-50-122	RETIREMENT FUND-PUBLIC SAFETY	299,437	230,432	233,062	233,062	181,809	(51,253)	-22%	Rqd Contribution, Review in DEC with psprs
10-50-570	PROFESSIONAL & TECHNICAL SRV	752,829	883,836	1,166,149	1,002,708	1,332,475	166,326	14%	Shared Operations Costs w/ Springerville
<b>TOTAL POLICE</b>		<b>1,052,266</b>	<b>1,114,268</b>	<b>1,399,211</b>	<b>1,235,770</b>	<b>1,514,284</b>	<b>115,073</b>	<b>8%</b>	

					2026				
					Estimated YE				
<b>FIRE</b>		<b>2024 Actual</b>	<b>2025 Actual</b>	<b>2026 Budget</b>	<b>Actual</b>	<b>2027 Budget</b>	<b>\$ Change, Budget</b>	<b>% Change, Budget</b>	<b>Comments</b>
10-51-101	SALARIES & WAGES	222,462	197,022	372,026	306,878	397,014	24,988	7%	
10-51-102	FIRE PAY - VOLUNTEERS	93,335	105,472	159,125	106,829	151,137	(7,988)	-5%	
10-51-121	FICA	20,648	22,710	40,635	32,237	41,943	1,308	3%	
10-51-123	RETIREMENT FUND	24,439	18,036	121,338	88,301	62,489	(58,849)	-49%	
10-51-124	WORKERS COMPENSATION INSURANC	15,114	14,201	20,232	20,142	29,802	9,570	47%	
10-51-125	HEALTH, ACCIDENT & LIFE INSURA	46,947	29,333	116,324	48,997	120,804	4,480	4%	
10-51-126	STATE UNEMPLOYMENT INSURANCE	361	200	205	206	1,066	861	420%	
10-51-200	PART-TIME RETIREMENT MATCH	16,972	22,606	25,000	25,000	25,000	-	0%	
10-51-300	CLOTHING ALLOWANCE	3,073	2,972	4,000	5,079	5,800	1,800	45%	
10-51-310	OFFICE SUPPLIES	2,496	430	1,000	5,897	3,000	2,000	200%	
10-51-325	CHEMICALS Rx & LAB SPLYS	4,157	3,233	3,000	-	-	(3,000)		
10-51-326	OSHA PHYSICALS	75	-	500	939	8,000	7,500	1500%	
10-51-335	MACHINERY & EQUIPMENT SUPPLIES	6,026	16,120	10,000	924	2,000	(8,000)	-80%	
10-51-336	OSHA SAFETY EQUIPMENT CERT	-	-	-	14,765	15,000	15,000		
10-51-340	GAS, OIL & LUBRICANTS	11,332	6,872	10,000	5,379	8,000	(2,000)	-20%	
10-51-341	VEHICLE SUPPLIES & MAINTENANCE	11,755	7,549	10,000	15,956	15,000	5,000	50%	
10-51-342	MAINTENANCE	-	1,050	10,000	-	5,000	(5,000)	-50%	
10-51-343	MEDICAL SUPPLIES	-	1,548	5,000	1,319	5,000	-	0%	
10-51-350	SMALL TOOLS & HARDWARE	594	793	1,000	6,441	2,000	1,000	100%	
10-51-360	BUILDING REPAIR MAT/SUP	914	102	2,000	1,695	2,000	-	0%	
10-51-399	OTHER	6,713	3,366	2,000	7,290	2,000	-	0%	
10-51-500	GENERAL INSURANCE	-	-	-	13,142	15,000	15,000		
10-51-505	ELECTRICITY	6,188	9,972	10,000	4,334	10,000	-	0%	
10-51-510	TELEPHONE	-	-	-	3,227	4,000	4,000		
10-51-512	WIRELESS ACCESS	2,456	1,179	-	1,032	3,000	3,000		SIM cards, vehicle computers, cradle point
10-51-515	HEATING FUEL	2,322	2,318	2,500	5,610	6,000	3,500	140%	
10-51-525	POSTAGE & FREIGHT	11	70	-	17	50	50		

10-51-526	BANKING FEES	-	-	-	524	1,000	1,000		
10-51-550	RADIO MAINTENANCE & REPAIR	414	803	500	524	500	-	0%	
10-51-560	PREVENTION & CLEAN-UP	230	614	2,500	324	2,500	-	0%	
10-51-570	PROFESSIONAL & TECHNICAL SRV	-	-	-	-	-	-		
10-51-571	AUDIT	-	-	-	1,469	1,500	1,500		
10-51-572	COMPUTER SUPPORT	-	900	400	4,299	5,000	4,600	1150%	
10-51-574	INDUSTRIAL COMMISSION	-	11,176	15,000	10,949	15,000	-	0%	
10-51-575	DISPATCHING	-	-	40,000	40,000	40,000	-	0%	
10-51-576	ATTORNEY	-	-	-	500	1,000	1,000		
10-51-580	DUES & SUBSCRIPTIONS	1,909	5,714	5,000	11,171	5,000	-	0%	
10-51-581	TRAINING CENTER	-	-	750	-	750	-	0%	
10-51-585	TRAINING & TRAVEL	1,917	795	10,000	1,079	20,000	10,000	100%	
10-51-590	INVESTIGATION	-	-	-	-	-	-		
10-51-710	PC-OFFICE FURNITURE & EQUIP	-	-	-	-	-	-		
10-51-720	PC-VEHICLES	-	-	-	29,009	50,000	50,000		15K Start up costs for vehicle computers
10-51-730	PC-MACHINERY & EQUIPMENT	52,099	65,349	100,000	-	200,000	100,000	100%	Generator 50K, Tank 5K, 100K Type 1 Engine
10-51-731	PC - RESCUE EQUIPMENT	-	-	-	-	-	-		
10-51-740	PC-RADIO EQUIPMENT	-	-	-	-	-	-		
10-51-760	PC-BUILDINGS & LAND	609,939	606,861	400,000	202,033	20,000	(380,000)	-95%	Fence
10-51-990	EXPENSE TRANSFER	-	-	-	-	-	-		
<b>TOTAL FIRE</b>		<b>1,164,898</b>	<b>1,159,366</b>	<b>1,500,035</b>	<b>1,023,512</b>	<b>1,302,355</b>	<b>(197,680)</b>	<b>-13%</b>	

		2024 Actual	2025 Actual	2026 Budget	2026 Estimated YE Actual	2027 Budget	\$ Change, Budget	% Change, Budget	Comments
<b>Wildland</b>									
10-53-101	SALARIES & WAGES	39,060	27,811	-	-	-	-		
10-53-102	ON CALL SALARY	2,435	1,946	-	-	-	-		
10-53-121	FICA	1,194	1,527	-	-	-	-		
10-53-123	RETIREMENT FUND	1,720	1,169	-	-	-	-		
10-53-124	WORKERS COMPENSATION INSURANC	504	205	-	-	-	-		
10-53-125	HEALTH, ACCIDENT & LIFE INSURA	9	3	-	-	-	-		
10-53-126	STATE UNEMPLOYMENT INSURANCE	-	-	-	-	-	-		
10-53-335	MACHINERY & EQUIPMENT SUPPLIES	145	-	-	-	-	-		
10-53-340	GAS, OIL & LUBRICANTS	1,609	539	-	-	-	-		
10-53-350	SMALL TOOLS AND EQUIPMENT	-	-	-	-	-	-		
10-53-550	EQUIPMENT MAINTENANCE	-	-	-	-	-	-		
10-53-570	PROFESSIONAL & TECHNICAL SERVI	-	-	100,000	100,000	100,000	-	0%	100K Revenue/Exp for Wildland
10-53-580	DUES & SUBSCRIPTIONS	-	-	-	-	-	-		
10-53-585	TRAINING & TRAVEL	12,705	4,960	-	-	-	-		
10-53-595	PUBLIC RELATIONS ITEMS	-	-	-	-	-	-		
<b>TOTAL WILDLAND</b>		<b>59,381</b>	<b>38,160</b>	<b>100,000</b>	<b>100,000</b>	<b>100,000</b>	-	0%	

		2024 Actual	2025 Actual	2026 Budget	2026 Estimated YE Actual	2027 Budget	\$ Change, Budget	% Change, Budget	Comments
<b>ANIMAL CONTROL</b>									
10-53-570	PROFESSIONAL & TECHNICAL SERVI	-	38,510	97,098	61,972	103,197	6,099	6%	Shared Operations Costs w/ Springerville
<b>TOTAL CODE ENFORCEMENT/ANIMAL CONTROL</b>		<b>0</b>	<b>38,510</b>	<b>97,098</b>	<b>61,972</b>	<b>103,197</b>	<b>6,099</b>	<b>6%</b>	

		2024 Actual	2025 Actual	2026 Budget	2026 Estimated YE Actual	2027 Budget	\$ Change, Budget	% Change, Budget	Comments
<b>PARKS</b>									
10-55-340	GAS, OIL & LUBRICANTS	1,444	-	1,500	1,000	1,500	-	0%	
10-55-341	VEHICLE SUPPLIES & MAINTENANCE	464	-	500	-	500	-	0%	
10-55-380	PARK & GROUNDS MATERIALS	1,820	4,802	3,000	3,000	3,000	-	0%	
10-55-610	OTHER SPECIAL EVENTS	9,189	3,420	4,000	3,236	4,000	-	0%	
10-55-612	POND SUMMER ACTIVITIES	-	-	-	-	6,000	6,000		
10-55-613	COWPUNCHER POND	-	5,885	5,000	11,207	23,000	18,000	360%	12,000 Elec, 8,000 G&F, 3,000 food
10-55-614	FOURTH OF JULY	43,556	40,951	40,000	31,000	40,000	-	0%	Half of cost split w/Springerville
10-55-615	CHRISTMAS	4,935	3,586	6,500	5,531	6,500	-	0%	
10-55-616	APACHE COUNTY FAIR	2,000	-	2,000	2,000	2,000	-	0%	
10-55-770	PC-PARK IMPROVEMENTS	55,905	-	20,000	25,063	28,000	8,000	40%	Park Sprinkler, Misc
<b>TOTAL PARKS</b>		<b>119,313</b>	<b>58,644</b>	<b>82,500</b>	<b>82,037</b>	<b>114,500</b>	<b>32,000</b>	<b>39%</b>	

				2026		\$ Change, Budget	% Change, Budget	Comments	
FACILITIES		2024 Actual	2025 Actual	2026 Budget	Estimated YE Actual				2027 Budget
10-58-101	SALARIES & WAGES	140,335	161,879	136,187	188,665	172,296	36,109	27%	
10-58-121	FICA	9,109	11,561	10,419	14,019	13,180	2,761	26%	
10-58-123	RETIREMENT FUND	19,937	21,952	26,675	27,625	33,665	6,990	26%	
10-58-124	WORKERS COMPENSATION INSURANCE	6,988	7,940	6,944	10,489	9,080	2,136	31%	
10-58-125	HEALTH, ACCIDENT & LIFE INSURA	31,486	39,041	44,701	61,438	63,903	19,202	43%	
10-58-126	STATE UNEMPLOYMENT INSURANCE	253	358	103	232	124	21	20%	
10-58-290	PRISON LABOR CHARGES	1,817	1,486	2,500	1,541	2,500	-	0%	
10-58-300	CLOTHING ALLOWANCE	515	881	300	267	300	-	0%	
10-58-310	OFFICE SUPPLIES	559	723	-	1,020	-	-		
10-58-320	CLEANING & SANITARY SUPPLIES	3,416	2,425	2,500	2,201	2,500	-	0%	
10-58-335	MACHINERY & EQUIPMENT SUPPLIES	-	460	200	-	200	-	0%	
10-58-340	GAS, OIL & LUBRICANTS	228	84	500	-	500	-	0%	
10-58-341	VEHICLE SUPPLIES & MAINTENANCE	11	1,296	1,000	2,621	1,000	-	0%	
10-58-350	SMALL TOOLS AND EQUIPMENT	304	2,081	3,000	776	3,000	-	0%	
10-58-355	SAFETY EQUIPMENT	1,771	675	1,700	650	1,700	-	0%	
10-58-360	BUILDING REPAIR MATERIAL & SUP	19,622	20,337	50,000	11,855	50,000	-	0%	Misc/Unanticipated
10-58-380	PARK & GROUNDS MATERIALS	33,368	16,559	50,000	5,136	50,000	-	0%	Misc/Unanticipated
10-58-505	ELECTRICITY	19,809	15,713	36,000	15,141	36,000	-	0%	
10-58-510	TELEPHONE	19,384	23,293	19,850	20,787	19,850	-	0%	
10-58-515	HEATING FUEL	11,505	6,935	30,000	5,168	30,000	-	0%	
10-58-520	PRINTING & ADVERTISING	-	-	1,000	-	1,000	-	0%	
10-58-545	MACHINE & EQUIPMENT RENTAL	-	728	10,000	1,095	10,000	-	0%	
10-58-570	PROFESSIONAL & TECHNICAL SERVI	11,261	614	10,000	921	10,000	-	0%	
10-58-573	TRASH/DEBRIS DISPOSAL	5,398	6,429	5,000	4,593	5,000	-	0%	
10-58-574	PEST CONTROL	1,080	1,080	1,250	1,149	1,250	-	0%	
10-58-580	DUES & SUBSCRIPTIONS	-	356	-	231	-	-		
10-58-585	TRAINING & TRAVEL	143	168	1,000	-	1,000	-	0%	
10-58-600	CEMETERY	41,526	36,608	10,000	2,153	5,000	(5,000)	-50%	
10-58-770	PC - PARK IMPROVEMENTS	198,803	-	180,000	34,657	180,000	-	0%	Engineering Community Center
<b>TOTAL FACILITIES</b>		<b>578,628</b>	<b>381,662</b>	<b>640,829</b>	<b>414,426</b>	<b>703,048</b>	<b>62,219</b>	<b>10%</b>	

					2026				
		2024 Actual	2025 Actual	2026 Budget	Estimated YE	2027 Budget	\$ Change, Budget	% Change, Budget	Comments
<b>FLEET</b>					Actual				
10-59-101	SALARIES & WAGES	106,783	43,766	27,245	26,776	16,846	(10,399)	-38%	
10-59-121	FICA	6,879	3,176	2,084	1,970	1,289	(795)	-38%	
10-59-123	RETIREMENT FUND	12,436	5,715	5,359	3,662	3,313	(2,046)	-38%	
10-59-124	WORKERS COMP INS	2,994	1,221	870	761	538	(332)	-38%	
10-59-125	HEALTH ACCIDENT & LIFE INS	37,197	23,181	14,542	15,109	9,061	(5,481)	-38%	
10-59-126	STATE UNEMPLOYMENT INSURANCE	166	58	20	18	12	(8)	-40%	
10-59-290	PRISON LABOR CHARGES	606	495	1,000	513	1,000	-	0%	
10-59-300	CLOTHING ALLOWANCE	1,631	780	1,800	563	1,800	-	0%	
10-59-305	SHOP SUPPLIES	2,008	6,866	1,800	3,825	1,800	-	0%	
10-59-330	TRUCK & AUTO SUPPLIES	8	211	500	-	500	-	0%	
10-59-335	Truck & Auto Tires	-	-	1,000	-	1,000	-	0%	
10-59-340	Gas, Oil, Lubricants	1,492	4,007	5,000	5,412	5,000	-	0%	
10-59-341	VEHICLE SUPPLIES & MAINTENANCE	939	1,165	1,000	869	1,000	-	0%	
10-59-342	OIL & LUBRICANTS	-	8	-	-	-	-		
10-59-350	SMALL TOOLS AND EQUIPMENT	747	4,459	1,000	1,307	1,000	-	0%	
10-59-355	SAFETY EQUIPMENT	319	-	250	198	250	-	0%	
10-59-511	CELL PHONES	495	-	540	-	540	-	0%	
10-59-555	VEHICLE & EQUIPMENT MAINTENANC	255	-	2,000	6	2,000	-	0%	
10-59-570	PROFESSIONAL & TECHNICAL SERVI	2,144	2,073	4,000	8	4,000	-	0%	
10-59-585	TRAINING & TRAVEL	17	-	1,000	-	1,000	-	0%	
10-59-720	PC - VEHICLES	-	15,945	100,000	46,576	20,000	(80,000)	-80%	Vehicles
	<b>TOTAL FLEET</b>	<b>177,116</b>	<b>113,126</b>	<b>171,010</b>	<b>107,572</b>	<b>71,949</b>	<b>(99,061)</b>	<b>-58%</b>	

					2026				
		2024 Actual	2025 Actual	2026 Budget	Estimated YE	2027 Budget	\$ Change, Budget	% Change, Budget	Comments
<b>CONTINGENCY</b>					Actual				
10-99-399	CONTINGENCY/USE FUND BALANCE	-	-	500,000	-	500,000	-	0%	
	<b>TOTAL CONTINGENCY</b>	<b>-</b>	<b>-</b>	<b>500,000</b>	<b>-</b>	<b>500,000</b>	<b>-</b>	<b>0%</b>	
	<b>TOTAL GF EXPENDITURES &amp; TRANSFERS</b>	<b>4,376,819</b>	<b>4,469,385</b>	<b>7,333,510</b>	<b>5,311,518</b>	<b>5,565,794</b>	<b>(1,767,716)</b>	<b>-24%</b>	
	<b>TOTAL GF EXPENDITURES w/o TRANSFERS</b>	<b>4,376,819</b>	<b>4,469,385</b>	<b>7,333,510</b>	<b>5,311,518</b>	<b>5,565,794</b>	<b>(1,767,716)</b>	<b>-24%</b>	
	<b>REVENUE +/- EXPENDITURES</b>	<b>2,398,976</b>	<b>650,232</b>	<b>(1,869,097)</b>	<b>(616,593)</b>	<b>(162,762)</b>	<b>1,706,335</b>		

		2024 Actual	2025 Actual	2026 Budget	2026 Estimated YE Actual	2027 Budget	\$ Change, Budget	% Change, Budget	Comments
<b>HURF REVENUES</b>									
30-32-300	INTERGOV'T - REIMBURSEMENT						-		
30-32-400	STATE SHARED - H.U.R.F.	1,204,296	1,245,831	1,261,743	1,218,246	1,221,882	(39,861)	-3%	
30-32-600	INTERGOV - HURF EXCHANGE	-	-	500,000	-	500,000	-	0%	Unanticipated
30-38-700	OTHER MISC INCOME-SPECIFY	17,951	-	3,000	3,000	3,000	-	0%	
30-38-995	INTER-FUND/DEPT TRANSFERS	-	-	-	-	-	-		
<b>TOTAL HURF REVENUES</b>		<b>1,222,247</b>	<b>1,245,831</b>	<b>1,764,743</b>	<b>1,221,246</b>	<b>1,724,882</b>	<b>(39,861)</b>	<b>-2%</b>	

		2024 Actual	2025 Actual	2026 Budget	2026 Estimated YE Actual	2027 Budget	\$ Change, Budget	% Change, Budget	Comments
<b>HURF EXPENDITURES</b>									
30-60-101	SALARIES & WAGES	354,712	398,493	459,317	401,179	342,967	(116,350)	-25%	
30-60-102	ON CALL SALARY - SNOW REMOVAL	-	-	1,000	-	3,600	2,600	260%	
30-60-121	FICA	22,656	29,346	35,225	30,001	26,512	(8,713)	-25%	
30-60-123	RETIREMENT FUND	58,066	65,219	90,155	64,418	66,554	(23,601)	-26%	
30-60-124	WORKERS COMP INS	16,966	19,633	18,350	19,623	11,691	(6,659)	-36%	
30-60-125	HEALTH ACCIDENT & LIFE INS	91,363	106,635	167,191	136,525	132,877	(34,314)	-21%	
30-60-126	STATE UNEMPLOYMENT INSURANCE	529	441	278	398	196	(82)	-29%	
30-60-290	PRISON LABOR CHARGES	3,029	2,476	6,500	2,391	6,500	-	0%	
30-60-300	CLOTHING ALLOWANCE	4,164	1,653	1,300	2,186	2,200	900	69%	
30-60-310	OFFICE SUPPLIES	1,545	640	1,000	479	1,000	-	0%	
30-60-340	GAS, OIL & LUBRICANTS	18,790	17,705	25,000	11,385	20,000	(5,000)	-20%	
30-60-341	VEHICLE SUPPLIES & MAINTENANCE	37,769	26,092	50,000	30,432	40,000	(10,000)	-20%	
30-60-342	DIESEL	18,182	11,581	30,000	13,406	30,000	-	0%	
30-60-350	SMALL TOOLS & HARDWARE	14,002	4,018	10,000	1,574	10,000	-	0%	
30-60-355	SAFETY EQUIPMENT	837	720	1,500	746	1,500	-	0%	
30-60-360	BUILDING REPAIR MATRL & SPLY	1,266	52	1,000	2,106	2,000	1,000	100%	
30-60-365	RIGHT-OF-WAY SUPPLIES	8,098	7,193	3,500	1,824	3,500	-	0%	
30-60-370	ROAD MATRL-SUPPLIES PAVING	57,175	6,722	50,000	39,909	50,000	-	0%	Regular supply
30-60-371	CHIP/SLURRY SEAL	59,814	170,197	375,000	316,831	100,000	(275,000)	-73%	Chip Seal Project
30-60-372	SIDEWALKS	9,723	1,290	-	-	-	-		
30-60-375	STREET SIGNS & STRIPING	11,333	953	5,000	19,250	10,000	5,000	100%	
30-60-500	GENERAL INSURANCE	32,840	26,330	35,000	39,426	40,000	5,000	14%	
30-60-505	ELECTRICITY	33,675	29,327	35,000	20,108	30,000	(5,000)	-14%	
30-60-510	TELEPHONE	2,423	2,912	2,400	2,666	2,800	400	17%	

30-60-511	CELL PHONES	990	540	1,200	540	1,200	-	0%	
30-60-515	HEATING FUEL	4,203	3,657	5,000	2,432	5,000	-	0%	
30-60-520	PRINTING & ADVERTISING	-	-	1,000	-	1,000	-	0%	
30-60-525	POSTAGE, FREIGHT & FEES	1,012	835	1,000	648	1,000	-	0%	
30-60-526	BANKING FEES	1,424	1,555	1,250	1,796	1,800	550	44%	
30-60-545	MACHINERY & EQUIPMENT RENTAL	-	728	-	-	-	-		
30-60-560	STREET LIGHT MAINT & REPAIR	1,312	35,793	5,000	10,301	10,000	5,000	100%	
30-60-570	PROFESSIONAL & TECHNICAL SRV	6,674	1,738	50,000	27,305	50,000	-	0%	
30-60-571	AUDIT	14,500	9,425	10,000	8,520	10,000	-	0%	
30-60-572	COMPUTER SUPPORT	24,269	20,741	25,000	18,999	25,000	-	0%	
30-60-573	TRASH/DEBRIS DISPOSAL	579	562	750	578	750	-	0%	
30-60-580	DUES & SUBSCRIPTIONS	-	-	200	143	200	-	0%	
30-60-585	TRAINING & TRAVEL	600	589	500	374	500	-	0%	
30-60-720	PC-VEHICLES	-	11,587	-	-	-	-		
30-60-730	PC-MACHINERY & EQUIPMENT	46,623	173,394	250,000	182,838	-	(250,000)		
30-60-760	PC-BUILDINGS & LAND	659,007	-	200,000	1,171	350,000	150,000	75%	Udall St Resurfacing
	<b>HURF EXCHANGE</b>								
30-65-101	SALARIES & WAGES	-	-	-	-	-	-		
30-65-121	FICA	-	-	-	-	-	-		
30-65-123	RETIREMENT FUND	-	-	-	-	-	-		
30-65-124	WORKERS COMP INS	-	-	-	-	-	-		
30-65-125	HEALTH ACCIDENT & LIFE INS	-	-	-	-	-	-		
30-65-570	PROFESSIONAL & TECHNICAL SRV	-	-	-	-	500,000	500,000		Unanticipated
	<b>TOTAL HURF</b>								
		<b>1,620,150</b>	<b>1,190,772</b>	<b>1,954,616</b>	<b>1,412,501</b>	<b>1,890,347</b>	<b>(64,269)</b>	<b>-3%</b>	

				2026				
	2024 Actual	2025 Actual	2026 Budget	Estimated YE Actual	2027 Budget	\$ Change, Budget	% Change, Budget	Comments
<b>CONTINGENCY</b>								
30-99-399	-	-	500,000	-	500,000	-	0%	
<b>TOTAL CONTINGENCY</b>	-	-	<b>500,000</b>	-	<b>500,000</b>	-	0%	
<b>REVENUE +/- EXPENDITURES</b>	(397,903)	55,059	(689,873)	(191,255)	(665,465)			
<b>REVENUE +/- EXPENDITURES Wtransfer</b>	(397,903)	55,059	(689,873)	(191,255)	(665,465)			

		2024 Actual	2025 Actual	2026 Budget	2026 Estimated YE Actual	2027 Budget	\$ Change, Budget	% Change, Budget	Comments
<b>GRANT REVENUE</b>									
35-32-100	UNSPECIFIED GRANT REVENUE	268,482	254,188	3,973,453	3,973,453	17,484,991	13,511,538	340%	See Grants Worksheet
35-32-150	GILA RIVER INDIAN COMMUNITY	-	124,610	-	-	-	-		
35-32-156	ROBERTSON HOLLOW DRAINAGE	-	-	-	-	-	-		
35-32-400	C.D.B.G.	-	107,587	-	-	-	-		
35-32-905	BVP - SAFETY VESTS	-	-	-	-	-	-		
35-32-912	HIGHWAY SAFETY IMPROVEMENT PROGRAM	-	-	1,884,989	1,884,989	-	(1,884,989)		
<b>TOTAL GRANTS FUND REVENUE</b>		268,482	486,385	5,858,442	5,858,442	17,484,991	11,626,549	198%	

		2024 Actual	2025 Actual	2026 Budget	2026 Estimated YE Actual	2027 Budget	\$ Change, Budget	% Change, Budget	Comments
<b>GRANT EXPENDITURES</b>									
	100 CLUB GRANT	-	-	-	-	-	-		
	GRANT EXPENDITURES	-	-	2,503,598	2,503,598	17,484,991	14,981,393	598%	See Grants Worksheet
	PROP 202 GRANT	-	-	-	-	-	-		
35-70-570	CDBG GRANT	163,045	15,273	219,855	219,855	-	(219,855)		
35-80-730	GILA RIVER GRANT	-	271,898	250,000	250,000	-	(250,000)		
35-86-370	BVP - SAFETY VESTS GRANT	-	-	-	-	-	-		
35-88-570	ROBERTSON HOLLOW DRAINAGE	-	-	-	-	-	-		
35-99-399	UNSPECIFIED GRANT EXPENDITURES	-	74,016	1,000,000	1,000,000	-	(1,000,000)		
35-56-370	HIGHWAY SAFETY IMPROVEMENT PROGRAM	-	-	1,884,989	1,884,989	-	(1,884,989)		
<b>TOTAL GRANT EXPENDITURES</b>		163,045	361,187	5,858,442	5,858,442	17,484,991	11,626,549	198%	

**INTERFUND/DEPT TRANSFERS**

-	-	-	-	-	-
---	---	---	---	---	---

**REVENUE +/- EXPENDITURES**

105,437	125,198	-	-	-
---------	---------	---	---	---

					2026				
		2024 Actual	2025 Actual	2026 Budget	Estimated YE	2027 Budget	\$ Change,	% Change,	Comments
					Actual		Budget	Budget	
<b>UTILITY REVENUES</b>									
50-34-100	WATER SALES	949,122	966,115	1,108,762	1,064,631	1,062,727	(46,035)	-4%	
50-34-200	WATER CONNECTIONS (TAXABLE)	19,576	31,336	25,000	18,000	25,000	-	0%	
50-34-300	WATER SERVICE CHARGES	9,080	9,720	14,000	6,020	14,000	-	0%	
50-34-400	SEWER SERVICE	615,435	667,324	676,979	690,951	676,979	-	0%	
50-34-500	SEWER CONNECTIONS	18,000	18,000	25,000	10,800	25,000	-	0%	
50-38-700	OTHER MISC INCOME - SPECIFY	125,716	337	220,000	7,235	220,000	-	0%	Misc/Water Adjudication/Unanticipated
50-38-800	PENALTY FEE ACCOUNT	10,876	11,017	9,000	6,107	9,000	-	0%	
50-38-995	INTER-FUND/DEPT TRANSFERS	-	-	-	-	-	-	-	
<b>TOTAL UTILITY REVENUES</b>		<b>1,747,805</b>	<b>1,703,849</b>	<b>2,078,740</b>	<b>1,803,745</b>	<b>2,032,705</b>	<b>(46,035)</b>	<b>-2%</b>	

					2026				
		2024 Actual	2025 Actual	2026 Budget	Estimated YE	2027 Budget	\$ Change,	% Change,	Comments
					Actual		Budget	Budget	
<b>WATER</b>									
50-81-101	SALARIES & WAGES	255,977	241,797	271,477	260,500	321,282	49,805	18%	Salary Allocations
50-81-102	ON CALL SALARY-WATER BREAKS	7,091	7,445	9,000	8,909	10,900	1,900	21%	
50-81-121	FICA	16,490	18,669	21,458	20,065	25,411	3,953	18%	
50-81-123	RETIREMENT FUND	38,372	46,909	52,396	39,787	60,848	8,452	16%	
50-81-124	WORKERS COMP INS	5,965	5,697	6,632	6,350	9,572	2,940	44%	
50-81-125	HEALTH ACCIDENT & LIFE INS	65,016	64,129	51,357	94,636	77,853	26,496	52%	
50-81-126	STATE UNEMPLOYMENT PAYABLE	358	262	173	231	214	41	24%	
50-81-300	CLOTHING ALLOWANCE	1,815	1,312	2,000	605	2,000	-	0%	
50-81-310	OFFICE SUPPLIES	1,901	1,193	2,500	1,625	2,500	-	0%	
50-81-330	WATER TREATMENT SUPPLIES	1,580	30	1,000	1,769	1,500	500	50%	
50-81-340	GAS, OIL & LUBRICANTS	9,073	6,017	6,000	3,887	5,000	(1,000)	-17%	
50-81-341	VEHICLE SUPPLIES & MAINTENANCE	2,801	3,357	7,500	1,934	4,000	(3,500)	-47%	
50-81-342	DIESEL	8,392	5,345	15,000	6,188	15,000	-	0%	
50-81-345	SYSTEM PARTS	32,242	54,277	60,000	35,360	60,000	-	0%	
50-81-350	SMALL TOOLS & HARDWARE	5,106	2,814	2,500	4,740	5,000	2,500	100%	
50-81-355	SAFETY EQUIPMENT	477	435	1,000	695	1,000	-	0%	
50-81-360	BUILDING REPAIR MATERIAL & SUP	563	297	-	383	-	-	-	
50-81-380	WELL REPAIR	4,850	480	150,000	50,000	50,000	(100,000)	-67%	If something needs repair, not anticipated
50-81-500	GENERAL INSURANCE	16,420	13,165	12,000	19,713	20,000	8,000	67%	
50-81-505	ELECTRICITY	96,023	91,280	75,000	70,050	75,000	-	0%	
50-81-510	TELEPHONE	1,212	1,456	1,400	1,338	1,400	-	0%	

50-81-511	CELL PHONES	735	1,291	750	876	750	-	0%	
50-81-512	WIRELESS ACCESS	88	1,360	1,000	1,262	1,200	200	20%	
50-81-515	HEATING FUEL	2,101	1,909	500	1,217	1,200	700	140%	
50-81-525	POSTAGE, FREIGHT & FEES	6,052	6,394	5,000	6,273	6,500	1,500	30%	
50-81-526	BANKING FEES	9,254	10,105	10,000	11,672	12,000	2,000	20%	
50-81-535	MATERIAL TESTING	12,263	9,702	15,000	9,506	15,000	-	0%	
50-81-540	BUILDING & LAND RENT	3,129	3,600	5,000	3,908	5,000	-	0%	
50-81-570	PROFESSIONAL & TECHNICAL SRV	10,786	9,596	10,000	8,871	10,000	-	0%	
50-81-571	WATER ADJ ATTNY FEES	219,764	166,836	200,000	190,216	200,000	-	0%	
50-81-572	COMPUTER SUPPORT	10,545	12,445	17,000	11,688	15,000	(2,000)	-12%	
50-81-573	TRASH/DEBRIS DISPOSAL	708	707	3,000	587	3,000	-	0%	
50-81-580	DUES & SUBSCRIPTIONS	-	-	300	503	2,000	1,700	567%	ESRI/Sunrise
50-81-585	TRAINING & TRAVEL	1,282	800	1,000	510	1,000	-	0%	
50-81-720	PC-VEHICLES	-	-	70,000	-	-	(70,000)		
50-81-730	PC-MACHINERY & EQUIPMENT	-	-	300,000	-	100,000	(200,000)	-67%	
50-81-750	PC-SYSTEM SUPPLIES	-	3,992	-	71,431	200,000	200,000		
50-81-760	PC-BUILDINGS & LAND	-	-	-	80,000	-	-		
50-81-770	PC-WELL DRILLING	-	(15,518)	50,000	-	-	(50,000)		
		<b>848,431</b>	<b>779,585</b>	<b>1,436,943</b>	<b>1,027,277</b>	<b>1,321,130</b>	<b>(115,813)</b>	<b>-8%</b>	

		2024 Actual	2025 Actual	2026 Budget	2026 Estimated YE Actual	2027 Budget	\$ Change, Budget	% Change, Budget	Comments
<b>SEWER</b>									
50-82-101	SALARIES & WAGES	237,415	242,982	271,598	258,527	321,536	49,938	18%	Salary Allocations
50-82-102	ON CALL SALARY (SEWER BACKUPS)	6,815	7,495	9,000	7,598	10,900	1,900	21%	
50-82-121	FICA	15,427	19,801	21,467	19,764	25,431	3,964	18%	
50-82-123	RETIREMENT FUND	36,072	48,833	52,411	39,157	60,848	8,437	16%	
50-82-124	WORKERS COMP INS	5,322	6,443	6,637	6,208	9,582	2,945	44%	
50-82-125	HEALTH ACCIDENT & LIFE INS	55,861	69,459	51,357	93,266	77,853	26,496	52%	
50-82-126	STATE UNEMPLOYMENT PAYABLE	352	287	174	231	214	40	23%	
50-82-290	PRISON LABOR CHARGES	606	495	1,000	479	1,000	-	0%	
50-82-300	CLOTHING ALLOWANCE	1,943	932	2,000	443	2,000	-	0%	
50-82-310	OFFICE SUPPLIES	1,709	1,181	2,000	1,625	2,000	-	0%	
50-82-330	SEWER TREATMENT SUPPLIES	4,184	8,188	5,000	9,387	10,000	5,000	100%	
50-82-331	SEWER TRANSMISSION LINE	12,821	14,208	10,000	13,554	15,000	5,000	50%	
50-82-340	GAS, OIL & LUBRICANTS	11,205	5,388	10,000	4,083	8,000	(2,000)	-20%	
50-82-341	VEHICLE SUPPLIES & MAINTENANCE	1,227	4,769	8,000	3,816	5,000	(3,000)	-38%	
50-82-342	DIESEL	7,416	5,345	15,000	6,188	15,000	-	0%	
50-82-345	SYSTEM PARTS	3,134	22,585	20,000	4,413	20,000	-	0%	
50-82-346	NEW LINES/RENEWALS	-	-	-	695	-	-		
50-82-350	SMALL TOOLS & HARDWARE	2,621	4,125	2,500	822	2,500	-	0%	
50-82-355	SAFETY EQUIPMENT	715	435	750	378	750	-	0%	
50-82-360	BUILDING REPAIR MATERIAL & SUP	563	-	-	255	-	-		
50-82-380	SEWER POND REPAIR	2,669	121	5,000	5,000	5,000	-	0%	
50-82-500	GENERAL INSURANCE	13,136	10,532	10,000	15,770	16,000	6,000	60%	

50-82-505	ELECTRICITY	3,407	3,027	5,500	1,433	5,500	-	0%	
50-82-510	TELEPHONE	1,212	1,456	1,100	1,338	1,100	-	0%	
50-82-511	CELL PHONES	702	1,066	250	336	250	-	0%	
50-82-515	HEATING FUEL	2,101	1,909	-	1,217	1,500	1,500		
50-82-520	PRINTING & ADVERTISING	-	-	100	-	100	-	0%	
50-82-525	POSTAGE, FREIGHT & FEES	6,052	6,394	4,000	6,273	6,500	2,500	63%	
50-82-526	BANKING FEES	9,254	10,105	10,000	11,672	12,000	2,000	20%	
50-82-535	MATERIAL TESTING	5,025	5,470	4,500	3,641	4,500	-	0%	
50-82-570	PROFESSIONAL & TECHNICAL SRV	76	3,468	20,000	1,284	30,000	10,000	50%	East Side of Town Engineering
50-82-571	AUDIT	9,000	5,850	6,000	5,288	6,000	-	0%	
50-82-572	COMPUTER SUPPORT	8,788	10,370	15,000	9,740	12,000	(3,000)	-20%	
50-82-573	TRASH/DEBRIS DISPOSAL	922	913	800	1,014	800	-	0%	
50-82-580	DUES & SUBSCRIPTIONS	-	-	300	503	2,000	1,700	567%	ESRI/Sunrise
50-82-585	TRAINING & TRAVEL	1,194	589	1,000	240	1,000	-	0%	
50-82-650	AQUIFER PROTECT PERMIT RELATED	3,568	3,670	2,800	3,710	4,000	1,200	43%	
50-82-720	PC-VEHICLES	-	-	-	-	-	-		
50-82-730	PC-MACHINERY & EQUIPMENT	-	-	-	-	-	-		
50-82-750	PC-SYSTEM SUPPLIES	-	9,299	210,000	-	200,000	(10,000)	-5%	
50-82-760	PC-BUILDINGS & LAND	-	-	-	80,000	-	-		
		<b>472,514</b>	<b>537,190</b>	<b>785,244</b>	<b>619,343</b>	<b>895,864</b>	110,620	14%	

				2026				
	2024 Actual	2025 Actual	2026 Budget	Estimated YE Actual	2027 Budget	\$ Change, Budget	% Change, Budget	Comments
<b>CONTINGENCY</b>								
50-99-399 CONTINGENCY/USE FUND BALANCE	-	-	500,000	-	500,000	-	0%	
	-	-	<b>500,000</b>	-	<b>500,000</b>	-	0%	
<b>TOTAL UTILITY EXPENDITURES</b>	1,320,945	1,316,775	2,722,187	1,646,620	2,716,994	(5,193)	0%	
<b>UTILITY REVENUE +/- EXPENDITURES</b>	426,860	387,074	(643,447)	157,125	(684,289)	(40,842)		
<b>TOTAL EXPENDITURES w/out Transfer</b>	<b>426,860</b>	<b>387,074</b>	<b>(643,447)</b>	<b>157,125</b>	<b>(684,289)</b>	(40,842)		
<b>TOTAL REVENUES (ALL FUNDS)</b>	<b>8,266,524</b>	<b>6,851,833</b>	<b>15,166,338</b>	<b>13,853,353</b>	<b>26,691,645</b>	11,525,307	76%	
<b>TOTAL EXPENDITURES (ALL FUNDS)</b>	<b>7,480,959</b>	<b>7,338,119</b>	<b>18,368,755</b>	<b>14,229,080</b>	<b>28,158,126</b>	9,789,371	53%	This will tie to the official adopted budget
	785,565	(486,286)	(3,202,417)	(375,727)	(1,466,481)			
<b>TOTAL BUDGET +/-</b>	<b>2,533,370</b>	<b>1,217,563</b>	<b>(3,202,417)</b>	<b>(650,722)</b>	<b>(1,512,516)</b>	1,689,901		



## Office of the Mayor Proclamation

**WHEREAS**, the Towns of Eagar and Springerville in cooperation with Apache County, United States Forest Service, and the surrounding areas are currently experiencing extremely dry conditions; and

**WHEREAS**, the threat and danger of fire is prevalent throughout the Towns; and

**WHEREAS**, the Mayor of each Town has the authority to govern by proclamation in the event of a threat or natural disaster.

**NOW, THEREFORE**, I Guy Phelps, Mayor of the Town of Eagar, and I Richard Davis, Mayor of the Town of Springerville, do hereby proclaim that an emergency does exist and that the following Stage 1 Fire restrictions are effective until such time as the fire danger abates:

1. No Burning, maintaining, attending, or using a fire, campfire on any property within the Town of Eagar and Town of Springerville.
2. No use of any and all fireworks, explosive targets, or tracer round ammunition
3. No smoking, except within an enclosed vehicle or building, residential yard, or while stopped in an area at least three (3) feet in diameter that is barren or cleared of flammable materials, and all cigarettes will be properly extinguished and not tossed or thrown from vehicles.


FURTHER, there shall be no smoking on developed or undeveloped park areas owned by the Town of Eagar, except where smoking receptacles are available for disposal of smoking materials.

4. The following exceptions are exempt from these restrictions.
  - A. Persons with a permit issued by other State and Local government agencies;
  - B. Any Federal, State and Local officer or member of an organized firefighting force in the performance of an official firefighting duty.
5. This Proclamation becomes effective at 6:00 a.m. on May 19, 2026 and will remain in force until rescinded.

Those persons violating this ban on open fires and smoking will be prosecuted to the fullest extent of the law.

Signed this 18th day of May 2026

IN WITNESS WHEREOF, I have hereunto set my hand and caused to be affixed the Seal of the Town of Eagar.

  
Guy Phelps, Mayor

IN WITNESS WHEREOF, I have hereunto set my hand and caused to be affixed the Seal of the Town of Springerville

  
Richard Davis, Mayor

# Round Valley Opioid Overdose Response & Survival Initiative

## Final Project Proposal (Final Submission Version)

---

### 1. Project Overview

The Round Valley Fire & Medical Department (RVFMD), in partnership with the Towns of Eagar and Springerville, proposes the implementation of a comprehensive, community-based opioid overdose response system designed to reduce overdose deaths and improve survival outcomes.

This initiative integrates:

- Public-access life-saving equipment (AEDs and naloxone)
- Controlled-access medication deployment systems
- Advanced resuscitation capabilities for first responders
- Community and workforce training programs

This project addresses the critical need for early intervention in opioid overdose incidents, particularly in rural areas where EMS response times may be extended.

The program aligns with approved opioid abatement strategies, including overdose prevention, public education, and EMS system support.

---

### 2. Statement of Need

The Round Valley area faces unique challenges related to opioid overdose response due to:

- Rural geography and extended response times
- Limited immediate access to advanced medical care
- Gaps in community-level overdose recognition and response training

Opioid overdoses frequently result in respiratory depression that can progress to cardiac arrest if not treated quickly. Survival is heavily dependent on **bystander intervention**, including naloxone administration, rescue breathing, CPR, and AED use.

This project directly addresses these challenges by equipping the community with the tools and training necessary to intervene during the critical minutes before EMS arrival.

---

## 3. Project Components

---

### A. Public Access Overdose Response Network

RVFMD will deploy a network of public-access AEDs co-located with naloxone kits across high-priority locations.

#### Equipment:

- 17 × Stryker LIFEPAK CR2 AED
- 5 × Stryker LIFEPAK 1000 AED

#### Naloxone Integration:

Naloxone kits will be co-located with AEDs and supplied through a partnership with the **Apache County Youth Council**, ensuring no cost to the project while maintaining full deployment capability.

Each site will include:

- AED unit
  - Naloxone kits
  - Overdose response instructions
  - Emergency contact guidance
- 

### B. Controlled Access Medication & Equipment System

RVFMD will implement a secure, trackable access system using Knox products.

#### Equipment:

- Knox system (StationVault, MedVault Minis, KeyDefenders, licensing)

#### Purpose:

- Secure storage of naloxone and emergency supplies
  - Controlled access for authorized personnel
  - Accountability tracking to reduce diversion and improve oversight
- 

## **C. Advanced Life Support & Resuscitation Enhancement**

### **Equipment:**

- 2 × Stryker LUCAS CPR Device
- 1 × Stryker LIFEPAK 35 Monitor/Defibrillator

### **Justification:**

These devices will be used in cases where opioid overdoses progress to cardiac arrest, improving:

- CPR quality and consistency
  - Resuscitation outcomes
  - Survival rates in prolonged incidents
- 

## **D. Community & Workforce Training Program**

Training will be delivered using programs from the American Heart Association.

### **Training Materials:**

- BLS Instructor Package
- Heartsaver Instructor Package
- Student workbooks
- AHA certification eCards

### **Training Focus:**

- Opioid overdose recognition
- Naloxone administration
- Rescue breathing
- CPR and AED use

### **Target Audience:**

- School employees

- Municipal staff (Eagar & Springerville)
  - Community members
- 

## **4. AED & Naloxone Deployment Plan**

AEDs and naloxone kits will be strategically placed in high-occupancy, high-access, and publicly controlled facilities.

---

### **Municipal & Government Facilities**

- Eagar Town Hall
  - Eagar Public Works
  - Springerville Town Hall
  - Springerville Public Works
  - Round Valley Police Department
- 

### **Transportation**

- Springerville Municipal Airport
- 

### **Community Facilities**

- Round Valley Senior Center
  - Springerville Museum
- 

### **Schools & Education**

- Round Valley Primary School
- Round Valley Elementary School
- Round Valley Middle School
- Round Valley High School
- Round Valley School District Office

---

## Athletic & Event Venues

- Round Valley Middle School Gym
  - Round Valley High School Gym
  - Round Valley Auditorium
  - Round Valley Dome
- 

## 5. Budget Summary (FINAL)

### Total Available Funding

\$237,937.00

---

### Total Project Cost

☞ \$230,316.06

---

### Remaining Balance

☞ \$7,620.94

---

## Budget Breakdown

Category	Total
Training (AHA)	<b>\$4,415.10</b>
CR2 AEDs (17)	\$50,332.07
LIFEPAK 1000	\$33,840.30
LUCAS Devices	\$57,820.06
LIFEPAK 35	\$62,475.80
Knox System	\$21,432.73

## AED Maintenance Components

Each AED requires periodic replacement of:

- **Electrode Pads**
    - Estimated Cost: **\$310.99 per unit**
    - Replacement Cycle: Per manufacturer guidelines or after use
  - **Batteries**
    - Estimated Cost: **\$479.99 per unit**
    - Replacement Cycle: Per manufacturer guidelines or as indicated by device diagnostics
- 

## Maintenance Responsibility

Responsibility for ongoing maintenance and replacement of AED components will be **decentralized and shared among partner agencies and facilities.**

- **Schools** will be responsible for maintaining and replacing AED pads and batteries located within their facilities
  - **Municipal departments (Eagar and Springerville)** will be responsible for AEDs placed within their respective buildings
  - **RVFMD** will provide:
    - Initial deployment and setup
    - Training and guidance on maintenance requirements
    - Oversight and periodic compliance checks
- 

## 6. Goals and Outcomes

- Reduce opioid overdose deaths
  - Increase bystander naloxone use
  - Improve time to intervention
  - Increase CPR and AED utilization
  - Strengthen rural emergency response capability
- 

## 7. Implementation Plan

### Phase 1: Procurement & Installation

**Phase 2: Training Rollout**

**Phase 3: Deployment Integration**

**Phase 4: Ongoing Operations**

---

## **8. Justification Statement**

This project is specifically designed to reduce opioid overdose deaths by equipping community members and first responders with the tools and training necessary to intervene during overdose events. Naloxone kits will be deployed alongside AEDs through community partnerships to provide immediate reversal of opioid overdoses, while mechanical CPR devices and advanced monitoring equipment will support resuscitation in cases where overdose progresses to cardiac arrest. Controlled-access systems will ensure secure and accountable deployment of life-saving resources. Training programs will focus on overdose recognition, naloxone administration, and emergency response, ensuring alignment with approved opioid abatement strategies.

---

## **9. Conclusion**

The Round Valley Opioid Overdose Response & Survival Initiative provides a comprehensive, community-focused approach to addressing the opioid crisis. By integrating prevention, rapid response, and advanced life-saving capabilities, this project will significantly reduce preventable deaths and strengthen overall community resilience.

---

**ORDINANCE NO. 2026-01**

**AN ORDINANCE OF THE MAYOR AND TOWN COUNCIL OF THE TOWN OF EAGAR, ARIZONA, AMENDING CHAPTER 18.72, WIRELESS TELECOMMUNICATIONS TOWERS AND ANTENNAS, OF THE TOWN OF EAGAR CODE, AND ADOPTING THAT DOCUMENT TITLED “CHAPTER 18.72, WIRELESS TELECOMMUNICATIONS TOWERS AND ANTENNAS, OF THE TOWN OF EAGAR TOWN CODE” BY REFERENCE**

***RECITALS:***

**WHEREAS**, Arizona Revised Statutes Section 9-462.01 authorizes the Town of Eagar to regulate the use of buildings, structures, and land within the Town through zoning ordinances; and

**WHEREAS**, the Town of Eagar finds it necessary to establish and update regulations governing wireless telecommunications towers and antennas in order to protect the public health, safety, and welfare while allowing for the provision of wireless communication services; and

**WHEREAS**, the Town recognizes the increasing demand for wireless communication facilities and the need to balance that demand with the preservation of residential neighborhoods, scenic corridors, and the general character of the community; and

**WHEREAS**, the Town desires to encourage the co-location of wireless communication facilities, minimize visual impacts, protect residential areas, and ensure that wireless communication facilities are constructed and maintained in compliance with applicable state and federal laws and regulations; and

**WHEREAS**, Arizona Revised Statutes Section 9-802 provides for the adoption of a code or public record by reference; and

**WHEREAS**, Chapter 18.72, Wireless Telecommunications Towers and Antennas, of the Town of Eagar Town Code helps to regulate the placement, construction, and maintenance of wireless communication towers and antennas within the Town; and

**WHEREAS**, Resolution No. 2026-01 has heretofore declared and adopted “Chapter 18.72, Wireless Telecommunications Towers and Antennas, of the Town of Eagar Town Code” to be a public record; and

**WHEREAS**, it is the intent of this ordinance to adopt that public record titled “Chapter 18.72, Wireless Telecommunications Towers and Antennas, of the Town of Eagar Town Code” by reference as part of the Town of Eagar Town Code.

---

**ENACTMENTS:**

NOW, THEREFORE, BE IT ORDAINED by the Mayor and Council of the Town of Eagar, Apache County, Arizona, as follows:

**Section 1**

Chapter 18.72, Wireless Telecommunications Towers and Antennas, of the Town of Eagar Town Code is hereby amended as outlined in Exhibit A and all ordinances and parts of ordinances in conflict with the provisions of this ordinance or any part of the Code adopted herein by reference are hereby repealed.

**Section 2**

That certain document known as “Chapter 18.72, Wireless Telecommunications Towers and Antennas, of the Town of Eagar Town Code,” three copies of which are on file in the office of the Town Clerk of the Town of Eagar, which document was made a public record by Resolution No. 2026-01 of the Town of Eagar, Arizona, is hereby referred to, adopted into the Town Code, and made a part hereof as if fully set forth in this ordinance.

**Section 3**

Any person found guilty of violating any provision of “Chapter 18.72, Wireless Telecommunications Towers and Antennas, of the Town of Eagar Town Code,” shall be guilty of a civil violation, except where otherwise specifically provided. Civil violations are punishable as provided in Title 1.16.010 of the Town Code and A.R.S. Section 9-240. Each day that a violation continues shall be a separate offense.

**Section 4**

If any section, subsection, sentence, clause, phrase, or portion of this ordinance or any part of “Chapter 18.72, Wireless Telecommunications Towers and Antennas, of the Town of Eagar Town Code” adopted herein by reference is, for any reason, held to be invalid or unconstitutional by the decision of any court of competent jurisdiction, such decision shall not affect the validity of the remaining portions thereof.

PASSED AND ADOPTED this 7th day of July, 2026, by the Mayor and Town Council of the Town of Eagar, Arizona.

---

Guy Phelps, Mayor

---

ATTEST:

---

Jessica Vaughan, Town Clerk

APPROVED AS TO FORM:

---

Brett Rigg, Town Attorney

---

## Chapter 18.72 - WIRELESS TELECOMMUNICATIONS TOWERS AND ANTENNAS

RED = REMOVE

BLUE = PROPOSED CHANGE

### 18.72.010 - Purpose.

The purpose of this chapter is to establish general guidelines for the siting of wireless communications towers and antennas. The goals of this chapter are to:

- A. Protect **existing** residential **dwelling units**, residential areas, and land uses from potential adverse impacts of towers and antennas;
- B. Encourage the location of towers in non-residential areas;
- C. Minimize the total number of towers throughout the community;
- D. Strongly encourage the joint use of new and existing tower sites as a primary option rather than construction of additional single-use towers;
- E. Encourage users of towers and antennas to configure them in a way that minimizes the adverse visual impact of the towers and antennas through careful design, siting, landscape screening, and innovative camouflaging techniques;
- F. Consider the public health and safety of communication towers;
- G. Avoid potential damage to adjacent properties from tower failure through engineering, careful siting of tower structures; and

In furtherance of these goals, the town of Eagar shall give due consideration to the town's general plan, zoning map, and existing land uses in approving sites for the location of towers and antennas.

(Ord. No. 2013-04, Exh. A, 5-7-2013)

### 18.72.020 - Definitions.

As used in this chapter, the following terms shall have the meanings set forth below:

- A. "Alternative tower structure" means man-made trees, clock towers, bell steeples, light poles and similar alternative-design mounting structures that camouflage or conceal the presence of antennas or towers.
- B. "Antenna" means an exterior transmitting or receiving device mounted on a tower, building or structure and used in communications that radiate or capture electromagnetic waves, digital signals, analog signals, microwave signals, radio frequencies (excluding radar signals), wireless telecommunications signals or other communication signals.

- 
- C. "Backhaul network" or "interconnection facilities" means the lines that connect a provider's towers/cell sites to one or more cellular telephone switching offices, and/or long distance providers, or the public switched telephone network.
- D. "FAA" means the Federal Aviation Administration.
- E. "FCC" means the Federal Communications Commission.
- F. "Height" means, when referring to a tower, the distance measured from the base of the tower to the highest point on the tower or other structure including the base pad and any antenna. An applicant shall be prohibited from altering the natural grade/elevation of the site. No tower/antenna installations shall exceed one hundred ninety-nine feet in height, except as may be conditionally approved on industrially zoned properties.
- G. "Preexisting towers and preexisting antennas" means any tower or antennas for which a building permit or conditional use permit has been properly issued prior to the effective date of the ordinance codified in this chapter, including permitted towers and antennas that have not yet been constructed so long as such approval is current and not expired; and also means any tower or antenna erected prior to annexation or prior to the commencement of the town's building permit requirement.
- H. "Tower" means any structure that is designed and constructed primarily for the purpose of supporting one or more antennas for telephone, radio and similar communication purposes, including self-supporting lattice towers, guyed towers or monopole towers. The term includes radio and television transmission towers, microwave towers, common-carrier towers, cellular telephone towers, alternative tower structures, and the like. The term includes the structure and any support thereto.
- (Ord. No. 2013-04, Exh. A, 5-7-2013)

#### 18.72.030 - Applicability.

A. New Towers and Antennas. All new towers or new antennas in the town of Eagar shall be subject to these regulations, except as follows:

- 1 .Amateur Radio Station Operators and/or Receive-Only Antennas. This chapter shall not govern any tower, or the installation of any antenna, that is under fifty feet in height provided that minimum setback requirements are met and is owned and operated by a federally-licensed amateur radio station operator or is used exclusively for receive-only antennas. Extendable tower/antenna installations no greater than seventy-five foot extended height shall be permitted as of right, provided that minimum setback requirements are maintained for the installation's maximum extended height. The minimum required setbacks from adjacent properties of these installations shall be the height of the tower/antenna assembly (measured to the extended height of an extendable tower and antenna).

---

2.Preexisting Towers or Antennas. Preexisting towers and preexisting antennas shall not be required to meet the requirements of this chapter, other than the requirements of Sections 18.72.040E., F., and G.

(Ord. No. 2013-04, Exh. A, 5-7-2013)

18.72.040 - General requirements.

- A. Principle or Accessory Use. Antennas and towers may be considered either principal or accessory uses. A different existing use of an existing structure on the same lot shall not preclude the installation of an antenna on such plot.
- B. Lot Size. For purposes of determining whether the installation of a tower or antenna complies with zoning district regulations, including but not limited to setback requirements, lot-coverage requirements, and other such requirements, the dimensions of the entire lot shall control, even though the antennas may be located on leased parcels within such lot.
- C. Aesthetics. Towers and antennas shall meet the following requirements:
  - 1. Towers may be required to be painted, subject to any applicable FAA standards, a neutral color so as to reduce visual obtrusiveness. At a tower site, the design of the buildings and related structures shall, to the extent possible, utilize materials, colors, textures, screening, and landscaping that will blend them into the natural setting and surrounding buildings.
  - 2. If an antenna is installed on a structure other than a tower, the antenna and supporting mechanical equipment must be of a neutral color that is compatible with the color of the supporting structure so as to make the antenna and related equipment as visually unobtrusive as possible.
- D. Lighting. Towers shall not be artificially lighted, unless required by FAA, of the town and/or other applicable authority for safety reasons. If lighting is required, the lighting alternatives and design chosen must cause the least disturbance to the surrounding views. The owner of the tower shall ensure the ongoing maintenance of all required tower lighting.
- E. State or Federal Requirements. All towers must meet or exceed current standards and regulations of the FAA, the FCC and any other agency of the state or federal government with the authority to regulate towers and antennas. If such standards and regulations are changed, then the owners of the towers and antennas governed by this chapter shall bring such towers and antennas into compliance with such revised standards and regulations within six months of the effective date of such standards and regulations, unless a different compliance schedule is mandated by the

- 
- controlling state or federal agency. Failure to bring towers and antennas into compliance with such revised standards and regulations shall constitute grounds for the removal of the tower or antenna at the owner's expense.
- F. Building Codes, Safety Standards. To ensure the structural integrity of towers, the owner of a tower shall ensure that it is maintained in compliance with standards contained in applicable state or local building codes and any other applicable standards as amended from time to time. If, upon inspection, the town concludes that a tower fails to comply with such codes and standards and constitutes a danger to persons or property, then upon notice being provided to the owner of the tower, the owner shall have thirty days to bring such tower into compliance with such standards. Failure to bring such tower into compliance within said thirty days shall constitute grounds for the removal of the tower or antenna at the owner's expense.
  - G. Interference. The installation of any equipment or commencement of any frequencies that interfere with or compromise any public safety frequencies/installations shall be prohibited.
  - H. Measurement. For purposes of measurement, tower setbacks and separation distances shall be calculated and applied to facilities located in the town of Eagar irrespective of municipal and county jurisdictional boundaries.
  - I. Not Essential Services. Towers and antennas shall be regulated and permitted pursuant to this chapter and shall not be regulated or permitted as essential services, public utilities, or private utilities.
  - J. Franchises. Owners and/or operators of towers or antennas shall certify that all franchises required by law for the construction and/or operation of a wireless communication system in the town of Eagar have been obtained and shall file a copy of all required franchises with the community development director.
  - K. Public Notice. For purposes of this chapter, any conditional use request, variance request, or appeal of an administratively approved use or conditional use shall require public notice in accordance with the zoning ordinance and applicable state law.
  - L. Signs. No signs shall be allowed on an antenna or tower, except as may be legally required.
  - M. Buildings and Support Equipment. Buildings and support equipment associated with antennas or towers shall comply with the requirements of subsection H. of this section.
  - N. Visual Corridor Protection. Except for placement on existing structures or towers, no new tower shall be permitted within **two three** hundred feet of the edge of the right-of-way for any arterial or collector roadways as identified in the town of Eagar's transportation plan.
  - O. Residential Land Use Zoning Districts. No new towers shall be permitted on any residentially zoned property **or within three hundred feet of an existing residential dwelling unit**, except for amateur radio or receive only towers/antennas as described

---

herein. Tower/antenna installations may be considered on publicly-owned residentially-zoned properties.

(Ord. No. 2013-04, Exh. A, 5-7-2013)

18.72.050 - Permitted uses.

The following uses are specifically permitted: Antennas or towers located on property owned, leased, or otherwise controlled by the town of Eagar provided a license or lease authorizing such antenna or tower has been approved by the town council.

(Ord. No. 2013-04, Exh. A, 5-7-2013)

18.72.060 - Administratively approved uses.

A. General. The following provisions shall govern the issuance of administrative approvals for towers and antennas:

1. The community development director may administratively approve the uses listed in this section.
2. Each applicant for administrative review shall apply to the community development director providing the information set forth in Sections 18.72.070B.1. and 18.72.070B.3. of this chapter and shall pay a nonrefundable fee as established by resolution of the town council to reimburse the town for the costs of reviewing the application.
3. The community development director shall review the application for administrative approval and determine if the proposed use complies with Sections 18.72.040, 18.72.070B.4. and 18.72.070B.5. of this chapter.
4. The community development director shall respond to each such application within sixty days after receiving it by approving, conditionally approving, or denying the application. If the community development director fails to respond to the applicant within said sixty days, then the application shall be deemed to be approved.
5. In connection with any administrative application, the community development director may, in order to encourage the use of self-supporting poles, administratively allow the reconstruction of an existing tower to a method of self-supporting construction.
6. If an administrative approval is denied, the applicant shall file an application for a conditional use permit pursuant to Section 18.72.070 prior to filing any appeal that may be available under the zoning ordinance.

- 
- B. List of Administratively-Approved Uses. The community development director may approve the following after conducting an administrative review:
1. Locating a tower or antenna, including the placement of additional buildings or other supporting equipment used in connection with said tower or antenna, in any industrial zoning district.
  2. Locating antennas on existing structures or towers consistent with the terms of subsections a. and b. below.
    - A. Antennas on Existing Structures. Any antenna that is not attached to a tower may be approved by the community development director as an accessory to any structure located in the commercial or industrial zoning district, provided:
      - i. The antenna and/or any supporting mechanism does not extend more than thirty feet above the highest point of the structure;
      - ii. The antenna complies with all applicable FCC and FAA regulations; and
      - iii. The antenna complies with all applicable town codes.
    - B. Antennas on Existing Towers. An antenna which is attached to an existing tower may be approved by the community development director and, to minimize adverse visual impacts associated with the proliferation and clustering of towers, collocation of antennas by more than one carrier on existing towers, provided such collocation is accomplished in a manner consistent to the following:
      - i. A tower that is modified or reconstructed to accommodate the collocation of an additional antenna shall be of similar type as the existing tower, unless the community development director allows reconstruction as a self-supporting pole.
      - ii. The antenna complies with all applicable FCC and FAA regulations.
  3. Height.
    - A. An existing tower may be modified or rebuilt to a taller height, not to exceed thirty feet over the tower's existing height, to accommodate the collocation of an additional antenna.
    - B. The height change referred to in subsection 3.a. [above] may only be increased by an approved conditional use permit.
  4. Onsite Location.

- 
- A. A tower which is being rebuilt to accommodate the collocation of an additional antenna may be moved onsite within fifty feet of its existing location, as long as the separation distances for **existing** residential **dwelling** units or residentially zoned lands set forth in Section 18.72.070B.5. is met.
  - B. After the tower is rebuilt to accommodate collocation, only one tower may remain on the site.
  - C. A relocated onsite tower shall continue to be measured from the original tower location for purposes of calculating separation distances between towers pursuant to Section 18.72.070B.5. The relocation of a tower hereunder shall in no way be deemed a violation of Section 18.72.070B.5.
  - D. Installing a cable micro-cell network through the use of multiple low-powered transmitters and/or receivers attached to existing wire-line systems, such as conventional cable or telephone wires or similar technology that does not require the use of towers.

(Ord. No. 2013-04, Exh. A, 5-7-2013)

#### 18.72.070 - Conditional use permits.

A. General. The following provisions shall govern the issuance of conditional use permits for towers or antennas by the planning and zoning commission:

1. If a tower or antenna is not a permitted use under Section 18.72.050 of this chapter or permitted to be approved administratively pursuant to Section 18.72.060 of this chapter, then a conditional use permit shall be required for the construction of a tower or the placement of an antenna.
2. Applications for conditional use permits under this section shall be subject to the procedures and requirements of Chapter 18.84 of the zoning ordinance, except as modified in this section.
3. Each applicant for a conditional use permit shall provide the information set forth in this section and shall pay a nonrefundable fee as established by resolution of the town council to reimburse the town for the costs of reviewing the application. The town shall not collect this fee for consideration of a proposed amateur radio tower/antenna installation measuring greater than fifty feet in height.
4. Any information of an engineering nature submitted by the applicant, whether of a civil, mechanical, or electrical nature, shall be certified by a professional engineer licensed in the state of Arizona.

B. Towers.

---

1. Application Information Required. The community development director may waive certain of the following requirements in the case of commission consideration of any proposed amateur radio tower installation that does not fulfill the requirements of Section 18.72.030A.1. of this chapter. This information may be required in addition to any information required for applications for conditional use permits pursuant to Chapter 18.84 of the zoning ordinance applicants for a conditional use permit for a tower shall submit the following information:

- A. A scaled site plan clearly indicating the location, type and height of the proposed tower, on-site land uses and zoning, adjacent land uses and zoning (including any property adjacent to other municipalities or jurisdictions), general plan classification of the site and all properties within the applicable separation distances set forth in Section 18.72.070B.5., adjacent roadways, proposed means of access, setbacks from property lines, elevation drawings of the proposed tower and any other structures, topography, parking, and other information deemed by the community development director to be necessary to assess compliance with this chapter.
- B. The setback distance between the proposed tower and the nearest residential unit, platted residentially zoned properties, and unplatted residentially zoned properties.
- C. The separation distance from other towers described in the inventory of existing sites submitted pursuant to Section 18.72.040C. shall be shown on a plot plan or map. The applicant shall also identify the type of construction of the existing tower(s) and the owner/operator of the existing tower(s), if known.
- D. Legal description of the parent tract and leased parcel (if applicable).
- E. Inventory of Existing Sites. Each applicant for an antenna and/or tower shall provide to the community development director an inventory of its existing towers, antennas, or sites approved for towers or antennas, that are either within the jurisdiction of the town of Eagar or within one mile of the border thereof, including specific information about the location, height and type of each tower. The community development director may share such information with other applicants applying for administrative approvals or conditional use permits under this chapter or other organizations seeking to locate antennas within the jurisdiction of the town, provided, however that the community development director is not, by sharing such information, in any way representing or warranting that such sites are available or suitable.
- F. A landscape plan showing specific landscape materials and the type of security fencing.
- G. Finished color of the tower and, if applicable, the method of camouflage and illumination.

- 
- H. A description of compliance with Sections 18.72.040C., D., E., F., G., J., K., L., and M., 18.72.070B.1.d., 18.72.070B.5. and all applicable federal, state or local laws.
  - I. Certification by a structural engineer, licensed in the state of Arizona, of the carrying capacity of the tower.
  - J. Identification of the entities providing in the backhaul network for the tower(s) described in the application and other cellular sites owned or operated by the applicant in the municipality.
  - K. A description of the suitability of the use of existing towers, other structures or alternative technology not requiring the use of towers or structures to provide the services to be provided through the use of the proposed new tower.
  - L. A description of the feasible location(s) of the future towers or antennas within the town of Eagar based upon existing physical, engineering, technological or geographical limitations in the event the proposed tower is erected.
  - M. Evidence of the submittal of Form 7460 to the Federal Aviation Administration.
2. Factors Considered in Granting Conditional Use Permits for Towers. In addition to any standards for consideration of conditional use permit applications pursuant to Chapter 18.84 of the zoning ordinance, the planning and zoning commission shall consider the following factors in determining whether to issue a conditional use permit:
- A. Height of the proposed tower;
  - B. Proximity of the tower to existing residential structures dwelling units and residential district boundaries areas;
  - C. Nature of uses on adjacent and nearby properties;
  - D. Surrounding topography;
  - E. Surrounding tree coverage and foliage;
  - F. Design of the tower, with particular reference to design characteristics that have the effect of reducing or eliminating visual obtrusiveness;
  - G. Proposed ingress and egress; and
  - H. Availability of suitable existing towers, other structures, or alternative technologies not requiring the use of towers or structures, as discussed in Section 18.72.070B.3. of this chapter.
3. Availability of Suitable Existing Towers, Other Structures, or Alternative Technology. An applicant shall submit information requested by the commission related to the availability of suitable existing towers, other structures or alternative technology. Evidence submitted to demonstrate that no existing tower, structure or alternative

---

technology can accommodate the applicant's proposed antenna should consist of any of the following:

- A. No existing towers or structures are located within the geographic area meeting the applicant's engineering requirements.
  - B. Existing towers or structures are not of sufficient height to meet applicant's engineering requirements.
  - C. Existing towers or structures do not have sufficient structural strength to support applicant's proposed antenna and related equipment.
  - D. The applicant's proposed antenna would cause electromagnetic interference with the antenna on the existing tower or structures, or the antenna on the existing towers or structures would cause interference with the applicant's proposed antenna.
  - E. The fees, costs or contractual provisions required by the owner in order to share an existing tower or structure or to adapt an existing tower or structure for sharing are unreasonable. Costs significantly exceeding new tower development are presumed to be unreasonable.
  - F. The application demonstrates that an alternative technology that does not require the use of towers or structures, such as a cable micro-cell network using multiple low-powered transmitters and/or receivers attached to a wire line system, is unsuitable.
4. Setbacks: The following setback requirements shall apply to all towers:
- A. Towers must be set back a distance equal to at least one hundred percent of the height of the tower from any adjoining lot line, but may be reduced by the commission, if a certified engineer in the state of Arizona certifies that if the tower fails it will fall within a specified radius. In the case of amateur radio tower installations, the commission, through the conditional use permit process, considering such factors as topography and height of surrounding vegetation may further reduce these minimum setback requirements.
  - B. Accessory buildings and/or structures must satisfy the minimum zoning district setback requirements.
5. Separation. The following separation requirements shall apply to all towers:
- A. Separation from all residentially zoned properties **and existing residential dwelling units** shall be a minimum of **two three** hundred feet, but may be reduced by the commission if the goals of this chapter would be better served thereby.
    - i. The tower separation shall be measured from the base of the tower to the lot line of the off-site uses and/or designed areas.
  - B. Separation Distances Between Towers.

---

i. Separation distances between towers shall be applicable for and measured between the proposed tower and preexisting towers. The separation distances shall be measured by drawing or following a straight line between the base of the existing tower and the proposed base, pursuant to a site plan, of the proposed tower. The separation distances for all zoning districts shall be two thousand five hundred feet.

ii. The approving authority may reduce separation distances between the towers if multiple towers are to be placed on a single lot or if it is deemed in the community's best interest (i.e., the creation of a "tower farm").

6. Security Fencing. Towers shall be enclosed by security fencing not less than six feet in height and shall also be equipped with an appropriate anti-climbing device; provided however, that the commission may waive such requirements, as it deems appropriate. All fencing shall be properly maintained.

7. Landscaping. The following requirements shall govern the landscaping surrounding towers for which a conditional use permit is required; provided, however, that the commission may waive such requirements if the goals of this chapter would be better served thereby:

- A. Tower facilities shall be landscaped with a buff of plant materials that effectively screens the view of the tower compound from property used for residences. The standard buff shall consist of a landscaped strip at least four feet wide outside the perimeter of the compound. All plant materials shall be properly maintained.
- B. In locations where the visual impact of the tower would be minimal, the landscaping requirement may be reduced or waived.
- C. Existing mature tree growth and natural landforms on the site shall be preserved. In some cases, such as towers sited on large, wooded lots, natural tree growth around the property may be sufficient buffer.

(Ord. No. 2013-04, Exh. A, 5-7-2013)

#### 18.72.080 - Buildings or other equipment storage.

A. Antennas Mounted on Structures or Rooftops. The equipment cabinet or structure used in association with antennas shall comply with the following:

- 1. The equipment cabinet or structure shall not contain more than ten square feet of gross floor area or be more than four feet in height. In addition, for buildings and structures which are less than sixty-five feet in height, the related unmanned

---

equipment structure, if over ten feet square feet of the gross floor area or four feet in height, shall be located on the ground and shall not be located on the roof of the structure.

2. Equipment storage buildings or cabinets shall comply with applicable zoning and building codes.

B. Antennas Mounted on Utility Poles or Light Poles. The equipment cabinet used in association with antennas shall be located in accordance with the following:

1. In residential districts, the equipment cabinet or structure may be located:
  - A. In a front or side yard provided the cabinet is not greater than four feet in height or ten square feet of gross floor area. The cabinet shall be suitably screened and/or camouflaged to blend with its surroundings.
  - B. In a rear yard, provided the cabinet or structure is no greater than ten feet in height or one hundred forty-four square feet in gross floor area. The cabinet/structure shall be suitably screened.
2. In commercial or industrial districts the equipment cabinet or structure shall be no greater than twelve feet in height or four hundred square feet in gross floor area. The structure or cabinet shall be suitably screened and/or camouflaged to blend with its surrounding.

C. Antennas Located on Towers. The related equipment structure shall not exceed one thousand square feet of floor space or be more than twelve feet in height, and shall be located in accordance with the minimum yard requirements of the zoning district in which located. In the event of multiple antenna installations on a single location the construction of only one unmanned equipment storage building shall be permitted.

D. Modifications of Building Size Requirements. The requirements of subsections A. through C. may be modified by the community development director in the case of administratively approved uses or by the planning and zoning commission in the case of uses permitted by conditional use to encourage collocation.

(Ord. No. 2013-04, Exh. A, 5-7-2013)

#### 18.72.090 - Removal of abandoned antennas and towers.

Any antenna or tower that is not operated for a continuous period of twelve months shall be considered abandoned, and the owner of such antenna or tower shall remove the same within ninety days of receipt of notice from the town notifying the owner of such abandonment. Failure to remove an abandoned antenna or tower within said ninety days shall be grounds to remove the

---

tower or antenna at the owner's expense. If there are two or more users of a single tower, then this provision shall not become effective until all users cease using the tower.

(Ord. No. 2013-04, Exh. A, 5-7-2013)

18.72.100 - Nonconforming uses.

A. Not Expansion of the Nonconforming Use. Towers that are constructed and antennas that are installed, in accordance with the provision of the chapter shall not be deemed to constitute the expansion of a nonconforming use or structure.

B. Preexisting Towers. Preexisting towers shall be allowed to continue their usage as they presently exist. Routine maintenance shall be permitted on preexisting towers. New construction other than routine maintenance on a preexisting tower shall comply with the requirements of this chapter.

(Ord. No. 2013-04, Exh. A, 5-7-2013)

## HALL WELL WATERLINE EASEMENT AGREEMENT

This HALL WELL WATERLINE EASEMENT AGREEMENT (this “Agreement”) is entered into effective as of the date of the last signature below (the “Effective Date”) by and between the **Hopi Tribe**, a federally recognized Indian Tribe (“the Hopi Tribe”), and the **Town of Eagar**, an Arizona municipality (“the Town”). The Hopi Tribe and the Town are sometimes referred to individually as a “Party” and collectively as the “Parties.”

### RECITALS

WHEREAS, the Hopi Tribe is the owner of certain real property located in Eagar, Arizona, more particularly described in **Exhibit A** attached hereto and incorporated by this reference (the “Tribe Property”);

WHEREAS, the Town maintains and operates an existing waterline, known as the **Hall Well Waterline**, which crosses a portion of the Tribe Property;

WHEREAS, the Hall Well Waterline was installed in the early 1980s, prior to the Hopi Tribe’s acquisition of the Tribe Property;

WHEREAS, the Town does not have a recorded easement from the Hopi Tribe for the continued operation and maintenance of the Hall Well Waterline;

WHEREAS, the Town desires to obtain a perpetual easement for the Hall Well Waterline, and the Hopi Tribe is willing to grant such easement in consideration of a one-time payment;

NOW THEREFORE, in consideration of the mutual covenants and promises contained herein and the payment described below, the Parties agree as follows:

---

### AGREEMENT

1. **Grant of Easement.**

The Hopi Tribe hereby grants to the Town of Eagar an easement for the continued operation, maintenance, repair, replacement, and access of the Hall Well Waterline across the Tribe Property, for as long as the easement is used for the purpose of the Town of Eagar’s water pipeline, as legally described and depicted in **Exhibit A**.

2. **Consideration.**

In consideration for the easement granted herein, the Town shall pay the Hopi Tribe a **one-time payment in the amount of \$5,000.00** within thirty (30) days of the

Effective Date. Payment shall be made by check payable to “The Hopi Tribe” or by wire transfer pursuant to written instructions provided by the Tribe.

3. **Scope of Use.**

The easement granted herein includes the right to enter the easement area for purposes of inspection, maintenance, repair, and replacement of the Hall Well Waterline and associated facilities. The Town shall provide reasonable notice to the Hopi Tribe prior to non-emergency entry and shall restore the property to its prior condition upon completion of any work. If the Town of Eager ceases to use the easement for its stated purpose in Section 1 of this agreement, the easement will automatically terminate. The Town of Eager agrees that at the termination of the easement, the town will restore the land to its pre-pipeline condition.

4. **Release.**

The Parties, for themselves and on behalf of their officers, employees, successors, and assigns, hereby release each other from any and all claims, known or unknown, relating to the past installation and use of the Hall Well Waterline prior to the Effective Date.

5. **Jurisdiction and Sovereign Immunity Waiver.**

The Hopi Tribe expressly provides a limited waiver of its sovereign immunity from suit and consents to the jurisdiction of the state courts of Arizona solely for the purposes of the implementation and enforcement of this Agreement. To the extent the Town has sovereign immunity from suit from the Hopi Tribe seeking to implement or enforce this Agreement, the Town expressly waives its sovereign immunity from suit. Each Party further expressly agrees that any disputes or actions taken by the Parties related to or pursuant to this Agreement are subject to the jurisdiction of the state courts of Arizona.

6. **Miscellaneous.**

(a) Severability. Any provision of this Agreement which is prohibited or deemed unenforceable shall be unenforceable without invalidating the remaining provisions hereof.

(b) Construction. All references in this Agreement to the singular shall be deemed to include the plural if the context so requires and vice versa. References in the collective or conjunctive shall also include the disjunctive unless the context otherwise clearly requires a different interpretation. The Parties further acknowledge that they were each represented by legal counsel and participated in the drafting and negotiation of this Agreement such that no presumptions against a drafter will be entertained.

- (c) Integration. This Agreement constitutes the entire agreement between the Parties hereto concerning the subject matter hereof and may not be altered or amended except by written agreement signed by the Parties.
- (d) No Third-Party Rights. The obligations of the Parties set forth in this Agreement shall not create any rights in or obligations to any persons or parties other than to the Parties and their respective permitted successors, transferees, and assigns. This Agreement is not intended to nor shall it be construed to benefit any third party.
- (e) Authorization. Each party to this Agreement has taken such measures as are necessary to fully and unconditionally approve this Agreement.
- (f) Counterpart Execution. This Agreement may be executed in one or more counterparts, each of which shall be deemed an original and all of which together shall constitute one and the same document. Signature pages may be detached from the counterparts and attached to a single copy of this Agreement to physically form one document.
- (g) Governing Law and Venue. The Hopi Tribe expressly consents that this Agreement shall be governed by and construed in accordance with the laws of the State of Arizona. The Hopi Tribe further expressly consents that absent written agreement signed by both Parties, any dispute regarding the terms of this Agreement or action to enforce this Agreement shall be maintained exclusively in Apache County, Arizona.
- (h) Notices. All notices, requests and demands to be made hereunder to any party hereto shall be in and shall be delivered to the following notice addresses:

The Hopi Tribe  
Office of General Counsel  
P.O. Box 123  
Kykotsmovi, AZ 86039

The Town of Eagar:  
Town Manager  
PO Box 1300  
Eagar Az. 85925

Service of any notices issued pursuant to this provision shall be deemed delivered upon the date of sending an e-mail or the date of hand-delivery to the notice addresses provided herein or within three (3) business days of the date of mailing via U.S. mail, certified with return receipt requested, postage pre-paid, to the notice address herein. Any changes to the notice addresses detailed herein shall be conveyed in writing.

IN WITNESS WHEREOF, the parties hereto have executed this Agreement as of the later date of passage of a resolution by the Parties unconditionally approving execution of this Agreement by an authorized representative.

The Hopi Tribe:

By: \_\_\_\_\_

The Town of Eagar

By: \_\_\_\_\_

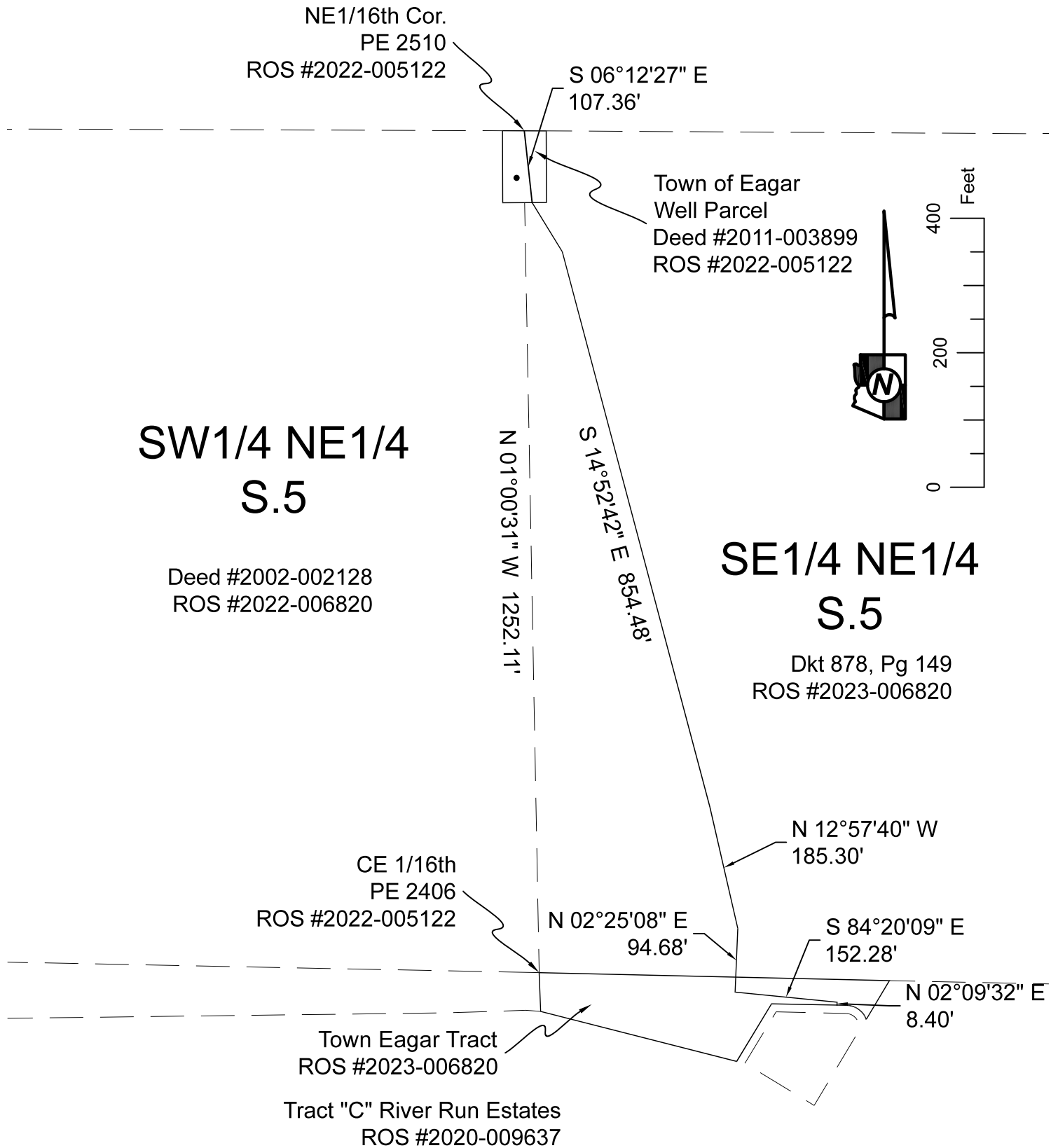
Approved as to form:

\_\_\_\_\_  
Brett Rigg, Town Attorney


Exhibit A

LEGAL SURVEY OF HALL WELL WATERLINE  
EASEMENT

# EXHIBIT A1



ALL MEASUREMENTS WERE MADE USING REAL-TIME DIFFERENTIALLY CORRECTED GLOBAL POSITIONING OBSERVATIONS MADE OF THE REFERENCE LINE AS DEPICED HEREON. TRUE NORTH IS REFERENCED TO NAD83(2018), ALL DISTANCES ARE GROUND.

DANIEL R. MUTH PLS P.O. BOX 0662 SPRINGVILLE, AZ 85938 (928) 245-3922						INDEXING INFORMATION FOR COUNTY CLERK			EASEMENT SURVEY Water Line Easement Across the SE1/4 NE1/4 S.5, T.8N.R.29E. GSRM		
0	04/18/2024	PLOTTED	OWNER: The Hopi Tribe			PROJ. No.	2024.016	DRN BY:	DRM		
00	04/18/2024	PRELIMINARY PLAT	APN: 104-17-002			DWG					
	04/16/2024	DATE OF SURVEY	Request by: Town of Eagar			BOOK					
			Deed: Dkt 878, Page 149					SHT.	1 of 2		
REV	DATE	DESCRIPTION									

# EXHIBIT A2

## WATER LINE EASEMENT

Field Notes for the centerline of a waterline easement running over and across the SE1/4 of the NE1/4 of Section 5, Township 8 North Range 29 East, Gila and Salt River Meridian, Apache County, Arizona; having an easement width of 25 feet lying 12.5 feet either side of the herein described centerline, easement extents lengthening and shortening to eliminate gaps and overlaps; said centerline described as follows;

Commencing at the Center-East 1/16th corner of said Section 5, a pin and cap by PE 2406 (ROS #2022-005122);  
 thence N 01°00'31" W along the north-south centerline of the NE1/4, a distance of 1252.06' to the Northeast 1/16th corner of said Section 5, a pin and cap by PE 2510 (ROS #2022-005122);  
 thence S 06°12'27" E a distance of 107.36' to a point of intersection of the southern boundary of the Town of Eagar Well Tract and said centerline;  
 thence S 31°31'06" E a distance of 85.72' to an angle point;  
 thence S 14°52'42" E a distance of 854.44' to an angle point;  
 thence S 12°57'40" E a distance of 185.29' to an angle point;  
 thence S 02°25'08" W a distance of 94.68' to an angle point;  
 thence S 84°20'09" E a distance of 152.27' to an angle point;  
 thence S 02°09'32" W a distance of 8.40' to the point of termination.

I hereby certify that this document and the fieldwork done to create it is true and correct to the best of my knowledge.

Daniel R. Muth PLS, CFedS, GISP  
 DMJMPLS PLLC

*Daniel R. Muth*  
 04/18/24



DANIEL R. MUTH PLS P.O. BOX 0662 SPRINGERVILLE, AZ 85938 (928) 245-3922		INDEXING INFORMATION FOR COUNTY CLERK		EASEMENT SURVEY Water Line Easement Across the SE1/4 NE1/4 S.5, T.8N.R.29E. GSRM	
0	04/18/2024	PLOTTED		PROJ. No.	2024.016
00	04/18/2024	PRELIMINARY PLAT		DRN BY:	DRM
	04/16/2024	DATE OF SURVEY		DWG	
REV	DATE	DESCRIPTION		BOOK	SHT. 2 of 2
		OWNER: The Hopi Tribe APN: 104-17-002 Request by: Town of Eagar Deed: Dkt 878, Page 149			



**TOWN OF EAGAR**

**REGULAR COUNCIL MEETING**

**MONTH DAY, 202 at 6:00 PM**

**COUNCIL CHAMBER, 22 WEST 2ND STREET**

---

## **STAFF COMMUNICATION**

---

**DEPARTMENT:** Community Development

**PRESENTATION:** Preliminary Storm Water Drainage Master Plan

**AGENDA ITEM:**

**BUDGET IMPACT:** None – grant funded

**HISTORY:** The Town of Eagar received a grant from ADEQ to develop a Storm Water Drainage Master Plan. There has never been a master plan for the area. This is a vital component for town growth/development and to ensure building/property safety.

**ATTACHMENTS:** Presentation presented at council meeting

**STAFF RECOMMENDATION:** To provide comment and/or feedback from council, staff, and Eagar residents to assist in finalizing this plan.





**TOWN OF EAGAR**

**REGULAR COUNCIL MEETING**

**JUNE 7, 2026 at 6:00 PM**

**COUNCIL CHAMBER, 22 WEST 2ND STREET**

---

## **STAFF COMMUNICATION**

---

**DEPARTMENT: Town Clerk**

**AGENDA ITEM: 8G – UPDATED COST OF 1<sup>ST</sup> AVE TANK**

Please be advised that the 1st Ave Tank project has incurred a price increase in the amount of **\$7,000** due to rising costs.

The revised total project cost is now **\$56,847**.

Staff recommendation is approval of the updated project amount so work may continue without delay.

May 27, 2026  
John Pedroncelli  
Public Works Director  
Town of Eager  
P.O. Box 1300  
Eager, AZ. 85925

Subject: Professional Services Agreement  
E 2<sup>nd</sup> Avenue – Preliminary Sewer Design  
Eager, AZ

Dear John,

Sunrise Engineering, LLC (SE) is pleased to provide the following proposal to the Town of Eager (Town) to provide Civil Engineering Services on the above-mentioned project. Hereafter, "Town" refers to Town of Eager. SE agrees, upon receipt of your acceptance to this agreement, to perform the following identified services in accordance with the terms and conditions contained herein.

#### Scope of Services

The scope of services for this project includes Professional Engineering Services for Sewer Expansion in the area north of Highway 260 between N Poverty Flat and N Chiricahua Trail in Eager, Arizona. The Town is planning ahead to ensure the parcels here can be serviced by gravity sewer. A preliminary sewer model will be created to analyze sewer availability based on the outfall provided by the Town of Springerville. Approximately 22,000 LF of sewer will be modeled (see [Exhibit A](#)). The following tasks and deliverables will be completed for this project:

#### Phase 0001 – Project Management/Due Diligence

- Task 001 Project Management: The scope of work included in this task is for project management for all phases and tasks, which includes preparing and maintaining the project schedule, preparing written monthly project progress updates for the scope of work outlined within this contract, and coordination of activities of the project team.
- Task 002 Site Visit and Exploration: SE will visit the property and review existing conditions in general.
- Task 003 Utility Coordination and Document Research: SE will review and incorporate available record drawings, GIS, quarter section maps and utility providers' mapping in the vicinity of the project area. See [Exhibit A](#). SE will use this research information to understand the existing utility and hardscape infrastructure supporting the site and incorporate it into the wastewater model.

#### Phase 0002 – Preliminary Engineering

- Task 001 Preliminary Sewer Model: SE will create a preliminary sewer model for design review by the Town. SE will obtain grade elevations from the Town's GIS map and will outfall into an existing Town of Springerville line.

Task 002 Preliminary Sewer Exhibit: SE will create a preliminary sewer exhibit for design review by the Town. The exhibit will include pipe slopes and depths and horizontal locations of manholes.

Task 003 QA/QC: This task will be for quality control. At SE we have a company-wide Quality Control Plan for all deliverables. Our QC Plan requires the checking and reviewing of all documents and supporting data in their final format before they are submitted to the Client. The construction documents will be reviewed by a qualified individual other than the originator to check that the plans meet the standard of care and convey the intent to the contractor(s).

#### Phase 0003 – Allowances

Time for this Phase will be tracked and invoiced on a Time and Materials basis in accordance with the hourly rates shown in [Exhibit C](#).

Task 001 Survey: This task will be for a local surveyor to collect existing manhole inverts and property corners to define easement boundaries and verify existing ground and existing manhole elevations match the model.

Task 002 Reimbursable Expenses: This task may include mileage, plotting, and other reimbursable expenses not listed elsewhere in this proposal as may be required to complete the scope of services listed herein.

#### Fees

SE agrees to perform the above-listed services as summarized in the attached Cost Summary shown in [Exhibit B](#). Any work outside the scope of work will be performed on a Time and Materials basis at the rates and fees shown in [Exhibit C](#) or through a contract amendment.

#### Scope of Work Conditions and Exclusions

- A. Any item not specifically included is assumed to be excluded. A reasonable effort has been made to identify the necessary tasks required to complete the project. However, additional tasks may be required and/or requested by the client or reviewing agency(s). Such items will be brought to the client's attention and a contract amendment may be required.
- B. Time and Materials tasks will be performed in accordance with rates and fees shown in [Exhibit C](#).
- C. A Boundary Survey is excluded.
- D. A copy of a current Title Report(s) for the subject property shall be provided to Sunrise Engineering, if it becomes necessary.
- E. Environmental reports, geotechnical reports, biological reports, traffic studies, water supply studies, offsite wash studies and 404 permitting are not included in the scope of work, nor are they anticipated to be necessary.
- F. Floodplain management, CLOMR, LOMR, elevation certificates and other FEMA related services are excluded.
- G. Offsite utility design and plans are excluded and are not anticipated as being required.
- H. Certificate of Assured Water Supply is excluded and not expected to be required.
- I. Construction administration, inspections and as-builts (record drawings) are excluded, but can be provided by future contract amendment.
- J. Design of gas, electric, telephone or cable TV facilities or relocations are excluded.
- K. Utility potholing is excluded but if necessary can be completed as a reimbursable expense.

- L. It is assumed that the sewer design will be all gravity lines and no lift station or force main will be required. Thus, lift station and force main designs are excluded.
- M. Reproduction costs for plans, exhibits, reports, etc. will be billed as a reimbursable expense or on a Time and Materials basis depending on method of execution.
- N. Town will coordinate with all disciplines (architectural, civil, traffic, geotechnical, landscaping, etc.) to make all submittals and obtain all permits.
- O. SE will not model any area outside of what is shown in Exhibit A. The model will stop at the outfall of E Maricopa Dr, and the extents shown in green and orange.

If you are interested in having us complete the services outlined in this proposal, please execute the agreement below and return one copy to our office. Client will be billed monthly based on the percentage of work completed for each task. We will invoice you at the beginning of each month for services performed during the previous month. Payment is due thirty days from the date of the invoice.

If you have any questions regarding this proposal, please contact me at (480) 768-8600. We look forward to working with you on this project.

Sincerely,

Sunrise Engineering, LLC



Justin Van De Graaff, P.E.  
Principal/Engineering Manager

Accepted and Agreed:

Town of Eager, AZ

By:

\_\_\_\_\_

Signature

\_\_\_\_\_

Printed Name

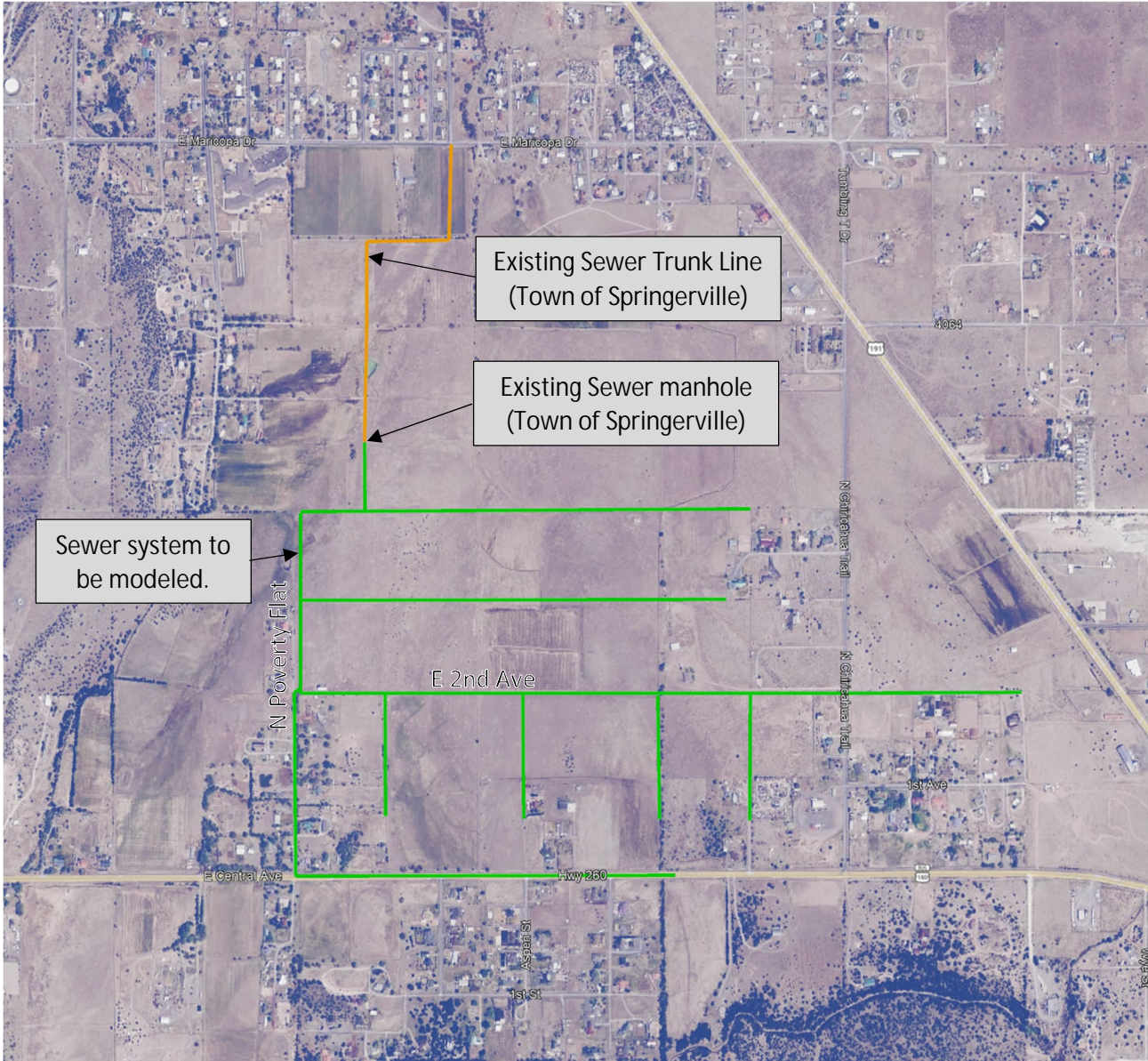
Title:

\_\_\_\_\_

Print Title

Date:

\_\_\_\_\_



## Cost Summary Town of Eager Sewer Improvements

Phase	Task	Work Task Description	Amount	*Fee Type
0001		Project Management/Due Dilligence		
	001	Project Management	\$1,600	
	002	Kickoff Meeting, Site Visit and Exploration	\$4,400	
	003	Utility Coordination and Document Research	\$3,200	
		Subtotal	\$9,200	Lump Sum
0002		Preliminary Engineering		
	001	Preliminary Sewer Model	\$3,500	
	002	Preliminary Sewer Exhibit	\$6,000	
	003	QA/QC	\$2,100	
		Subtotal	\$11,600	Lump Sum
0003		Allowances		
	001	Survey	\$1,500	
	002	Reimbursable Expenses	\$500	
		Subtotal Basic Services	\$2,000	T&M NTE
Lump Sum Total			\$20,800	
**Total T&M Not to Exceed (Budgeted)			\$2,000	
<b>TOTAL</b>			<b>\$22,800</b>	

\*Lump Sum = Fixed Fee; T&M = Time & Materials; NTE = Not to Exceed

\*\*Budgeted T&M (Time and Materials) is a budgeted amount that will not be exceeded without Client approval and does not guarantee the tasks will be completed within this amount.

## SUNRISE ENGINEERING

### Arizona/Utah Offices

2026- 1.1 Fee Schedule

<u>CODE</u>	<u>CLASSIFICATION</u>	<u>RATE</u>	<u>CODE</u>	<u>CLASSIFICATION</u>	<u>RATE</u>
101	Engineer (E.I.T.) I	\$133 <i>per hour</i>	051	Administrative I	\$57 <i>per hour</i>
102	Engineer (E.I.T.) II	\$143	052	Administrative II	\$67
103	Engineer III	\$153	053	Administrative III	\$77
104	Engineer III	\$184			
104	Engineer IV	\$215	921	Survey Tech I	\$102
105	Engineer V	\$236	922	Survey Tech II	\$112
110	Principal Engineer	\$256	930	Survey CAD Tech	\$143
711	Project Manager I	\$180	935	Survey Crew Chief	\$170
712	Project Manager II	\$211	940	Survey Manager	\$194
301	Engineering Tech I	\$112	945	Registered Surveyor	\$209
302	Engineering Tech II	\$129	950	Principal Surveyor	\$232
303	Engineering Tech III	\$143	351	Construction Manager I	\$ 103
304	Engineering Tech IV	\$153	352	Construction Manager II	\$ 124
401	CAD Technician I	\$100	353	Sr. Construction Manager	\$ 139
402	CAD Technician II	\$110	901	Field Technician I	\$ 155
403	CAD Technician III	\$131	902	Field Technician II	\$ 160
404	CAD Technician IV	\$141	903	Field Technician III	\$ 191
510	Civil Plan Reviewer	\$165	MILE	Mileage	\$0.700 <i>per mile</i>

*Subconsultants and other direct expenses as incurred*



**TOWN OF EAGAR**

**REGULAR COUNCIL MEETING**

**JUNE 7, 2026 at 6:00 PM**

**COUNCIL CHAMBER, 22 WEST 2ND STREET**

---

## **STAFF COMMUNICATION**

---

**DEPARTMENT: Town Clerk**

**AGENDA ITEM: 9G – Proposal of Sewer Design**

### **Background**

Staff has received a proposal from Sunrise Engineering, LLC to provide professional engineering services for a preliminary sewer design and modeling project in the area north of Highway 260 between N. Poverty Flat Road and N. Chiricahua Trail in Eagar. The purpose of the project is to evaluate the feasibility of extending gravity sewer service to undeveloped parcels in the E. 2nd Avenue area and to support future growth and development planning.

The proposed work includes the development of a preliminary sewer model utilizing approximately 22,000 linear feet of sewer infrastructure. The model will analyze sewer availability and connectivity to the existing Town of Springerville sewer trunk line.

### **Project Cost**

The total proposed project cost is **\$22,800**, consisting of:

- **\$20,800** in lump sum engineering services
- **\$2,000** in time-and-materials allowances not to exceed the approved amount without Town authorization

### **Recommendation**

Staff recommends approval of the Professional Services Agreement with Sunrise Engineering, LLC in the amount of \$22,800 for the E 2nd Avenue Preliminary Sewer Design project. This effort will provide the Town with important planning information regarding future sewer infrastructure needs and development opportunities in the northern Eagar area.